

MONTHLY REPORT OF DISBURSEMENTS

For the month June 2015

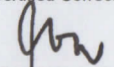
Department : NATIONAL ECONOMIC DEVELOPMENT AUTHORITY (NEDA)
 Agency : PHILIPPINE STATISTICS AUTHORITY (PSA-NSO)
 Operating Unit : ARMM
 Organizational Code (UACS) : 24-003-03-00012
 Funding Source Code : 1 01 101, 1 04 102

Particulars	CURRENT YEAR'S BUDGET					PRIOR YEAR'S BUDGET											TRUST LIABILITIES				GRAND TOTAL							
	PS	MOOE	FinEx	CO	TOTAL	PRIOR YEAR'S ACCOUNTS PAYABLE					CURRENT YEARS ACCOUNTS PAYABLE						SUB-TOTAL	PS	MOOE	CO	TOTAL	PS	MOOE	FinEx	CO	TOTAL		
						PS	MOOE	FinEx	CO	TOTAL	PS	MOOE	FinEx	CO	TOTAL	TOTAL												
(1)	(2)	(3)	(4)	(5)	6=(2+3+4+5)	(7)	(8)	(9)	(10)	11=(7+8+9+10)	(12)	(13)	(14)	(15)	16=(12+13+14+15)	17=(11+16)	18=(6+17)	(19)	(20)	(21)	22=(19+20+21)	(23)	(24)	(25)	(26)	27=(23+24+25)		
Notice of Cash Allocations																												
MDS Checks Issued	1,279,195.85	5,039,198.62			6,318,394.47			-									6,318,394.47					1,279,195.85	5,039,198.62				6,318,394.47	
April	1,279,195.85	5,039,198.62			6,318,394.47												6,318,394.47					1,279,195.85	5,039,198.62				6,318,394.47	
Advice to Debit Account																												
Working Fund (NCA issued to BTr)																												
Tax Remittance Advices Issued (TRA)	8,484.60	112,444.37	-		120,928.97			-									120,928.97					8,484.60	112,444.37	-			120,928.97	
April	8,484.60	112,444.37			120,928.97												120,928.97					8,484.60	112,444.37	-			120,928.97	
Cash Disbursement Ceiling (CDC)																												
Non-Cash Availment Authority (NCAA)																												
Others (CDT, BTr Docs Stamp, etc)																												
TOTAL	1,287,680.45	5,151,642.99			6,439,323.44												6,439,323.44					1,287,680.45	5,151,642.99				6,439,323.44	


	Previous Report	This month	as of Date
Balance of Disbursements Authorities Received			
NCA	20,985,960.00	5,869,783.00	26,855,743.00
Working Fund			
TRA	142,588.03	120,928.97	263,517.00
CDA			
NCAA			
Others (CDT, BTr Docs Stamp, etc)			
Less: Notice of Transfer Allocation (NTA) issued	11,269,374.94	3,362,537.06	14,631,912.00
Total Disbursements Authorities Available	9,859,173.09	2,628,174.91	12,487,348.00
Less: Lapsed NCA			
Disbursements	5,561,961.76	3,076,786.38	8,638,748.14
Balance of Disbursements Authorities to date	4,297,211.33	(448,611.47)	3,848,599.86

	Previous Report	This month	as of Date
Total Disbursements Program	9,859,173.09	2,628,174.91	12,487,348.00
Less: Actual Disbursements (over)/Under Spending	5,561,961.76	3,076,786.38	8,638,748.14
	4,297,211.33	(448,611.47)	3,848,599.86


Certified Correct:


 SORIDA A. AMBOR
 Administrative Officer I
 Date: _____

Certified Correct:


 HJA. CAYANG M. MACUD, MPA
 Administrative Officer V
 Date: _____

Approved by:


 HJI. SUOD M. BARODI, CESE
 Interim Regional Director
 Date: _____