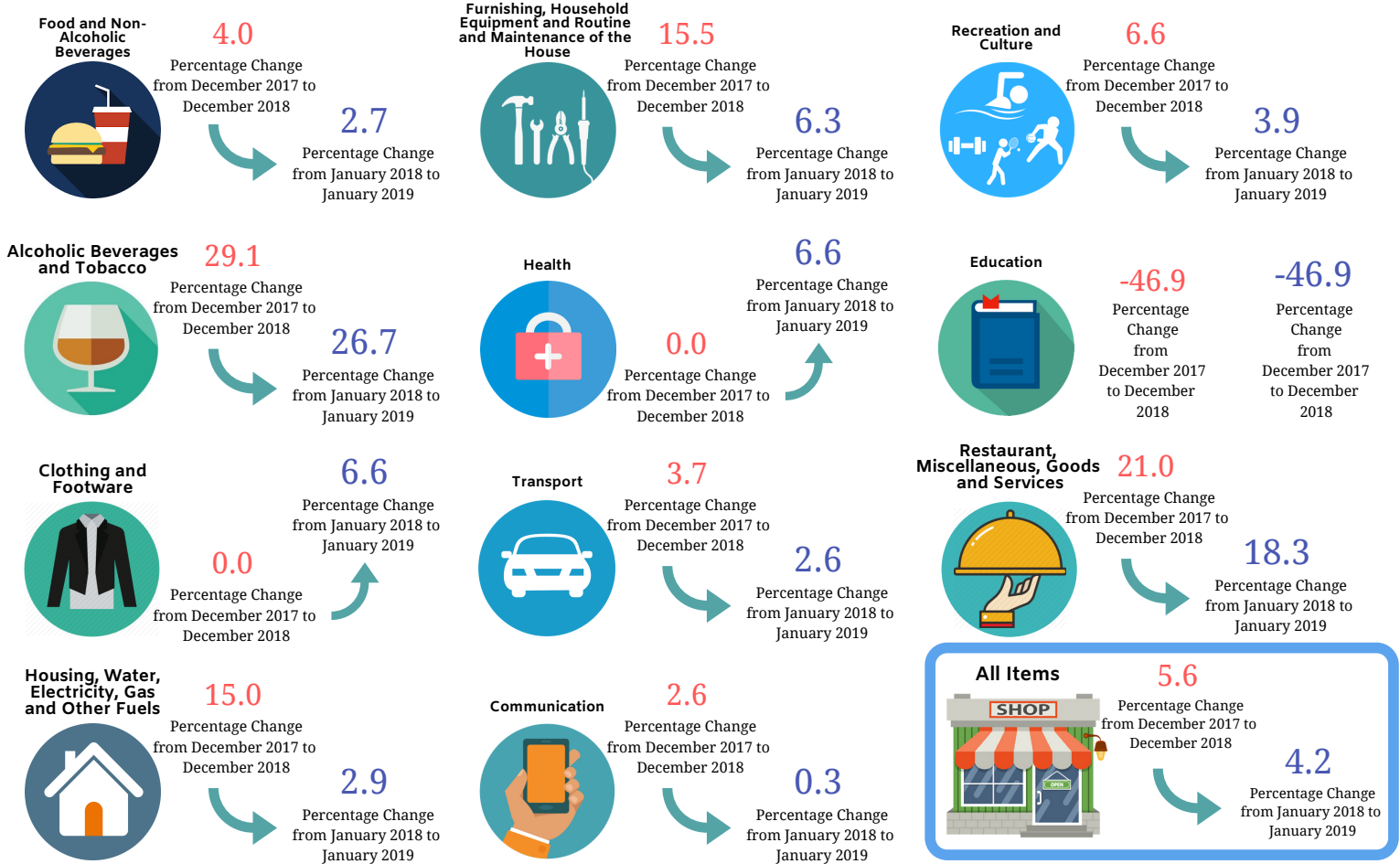


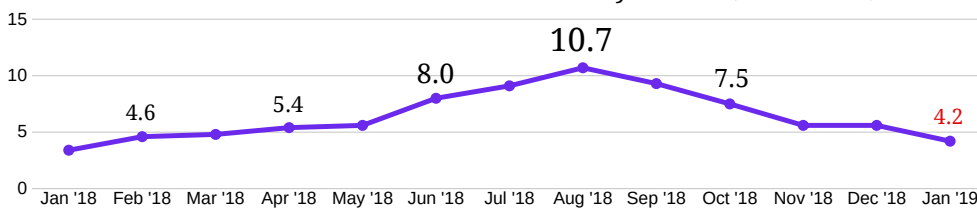
Headline Inflation Rates by Commodity Group MAGUINDANAO JANUARY 2019

BASE YEAR
2012= 100

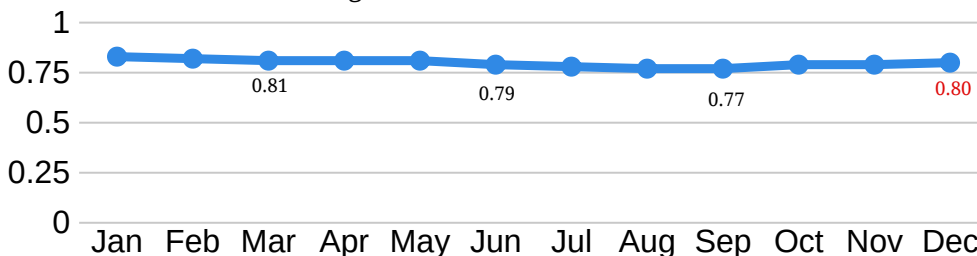


Maguindanao Inflation Rates JANUARY 2019

Year-on-Year Headline Inflation Rate: by Month (2012 = 100)



Purchasing Power of Peso, 2018 (2012 = 100)



4.2
Percentage Change from
Jan 2018 to Jan 2019

TECHNICAL NOTES:

Consumer Price Index (CPI)

The CPI is an indicator of the changes in the average retail prices of a fixed basket of goods and services commonly purchased by households relative to a base year.

Uses of CPI

The CPI is most widely used in the calculation of the inflation rate and purchasing power of peso. It is a major statistical series used for economic analysis and as a monitoring indicator of government economic policy.

Inflation Rate is the rate of change of the CPI expressed in percent. Inflation is interpreted in terms of declining purchasing power of peso.

Headline Inflation refers to the rate of change in the CPI, a measure of the average standard "basket" of goods and services consumed by a typical family.

Purchasing Power of Peso shows how much the peso in the base period is worth in the current period. It is computed as the reciprocal of the CPI for the period under review multiplied by 100.

