


**STATEMENT OF APPROPRIATIONS, ALLOTMENTS, OBLIGATIONS, DISBURSEMENTS AND BALANCES**  
**As of the Quarter Ending March 31, 2019**

**Department: National Economic and Development Authority (NEDA)**  
**Agency: Philippine Statistics Authority**  
**Operating Unit: Regional Statistical Services Office - ARMM**  
**Organization Code (UACS): 240080300015**  
**Fund Cluster: 01 - Regular Agency Fund**

**Authorization: 01 - Current Year Appropriations**  
**Report Status: APPROVED**


Particulars	UACS CODE	Appropriation		Allotments					Current Year Obligations					Current Year Disbursements					Balances			
		Authorized Appropriation	Adjustments (Transfer To)/From, Realignment	Adjusted Appropriations	Allotments Received	Adjustments (Withdrawal, Realignment)	Transfer To	Transfer From	Adjusted Total Allotments	1st Quarter Ending March 31	2nd Quarter Ending June 30	3rd Quarter Ending Sept. 30	4th Quarter Ending Dec. 31	Total	1st Quarter Ending March 31	2nd Quarter Ending June 30	3rd Quarter Ending Sept. 30	4th Quarter Ending Dec. 31	Total	Unreleased Appropriations	Unobligated Allotment	Unpaid (15-20) Due and Demandable
1	2	3	4	5=(3+4)	6	7	8	9	10=(8+(7)-9+8)	11	12	13	14	15=(11+12+13+14)	16	17	18	19	20=(16+17+18+19)	21=(5-16)	22=(10-15)	23
<b>I. Agency Specific Budget</b>																						
Specific Budgets of National Government Agencies	01101101																					
General Administration and Support	10000300000000									14,619,007.86				14,619,007.86	14,619,007.86				14,619,007.86		(14,619,007.86)	
General management and supervision	10000100001000									5,418,348.54				5,418,348.54	5,418,348.54				5,418,348.54		(5,418,348.54)	
MOOE										5,418,348.54				5,418,348.54	5,418,348.54				5,418,348.54		(5,418,348.54)	
Operations	30000300000000									9,200,659.32				9,200,659.32	9,200,659.32				9,200,659.32		(9,200,659.32)	
OO - Relevant and accessible statistics provided for evidence-based decision making	31000300000000									7,887,906.32				7,887,906.32	7,887,906.32				7,887,906.32		(7,887,906.32)	
NATIONAL STATISTICS DEVELOPMENT PROGRAM	31010000000000									7,887,906.32				7,887,906.32	7,887,906.32				7,887,906.32		(7,887,906.32)	
Conduct of censuses and surveys on the agriculture, fisheries, industry and services sectors	310100100001000									6,720,980.41				6,720,980.41	6,720,980.41				6,720,980.41		(6,720,980.41)	
PS										5,851,335.21				5,851,335.21	5,851,335.21				5,851,335.21		(5,851,335.21)	
MOOE										869,645.20				869,645.20	869,645.20				869,645.20		(869,645.20)	
Conduct of household-based censuses and surveys	310100100002000									1,166,925.91				1,166,925.91	1,166,925.91				1,166,925.91		(1,166,925.91)	
PS										1,166,925.91				1,166,925.91	1,166,925.91				1,166,925.91		(1,166,925.91)	
OO - Citizen's access to social services facilitated	32000300000000									1,312,753.00				1,312,753.00	1,312,753.00				1,312,753.00		(1,312,753.00)	
CIVIL REGISTRATION PROGRAM	32010300000000									1,312,753.00				1,312,753.00	1,312,753.00				1,312,753.00		(1,312,753.00)	
Processing and archiving of civil registry documents	320100100001000									1,209,891.00				1,209,891.00	1,209,891.00				1,209,891.00		(1,209,891.00)	
PS										103,062.00				103,062.00	103,062.00				103,062.00		(103,062.00)	
MOOE										1,209,891.00				1,209,891.00	1,209,891.00				1,209,891.00		(1,209,891.00)	
Sub-Total, Agency-Specific										14,619,007.86				14,619,007.86	14,619,007.86				14,619,007.86		(14,619,007.86)	
PS										8,227,952.12				8,227,952.12	8,227,952.12				8,227,952.12		(8,227,952.12)	
MOOE										6,391,055.74				6,391,055.74	6,391,055.74				6,391,055.74		(6,391,055.74)	
<b>II. Automatic Appropriations</b>																						
Retirement and Life Insurance Premiums	01104102									917,232.12				917,232.12	917,232.12				917,232.12		(917,232.12)	
Operations	30000300000000									917,232.12				917,232.12	917,232.12				917,232.12		(917,232.12)	
OO - Relevant and accessible statistics provided for evidence-based decision making	31000300000000									784,924.56				784,924.56	784,924.56				784,924.56		(784,924.56)	
NATIONAL STATISTICS DEVELOPMENT PROGRAM	31010000000000									784,924.56				784,924.56	784,924.56				784,924.56		(784,924.56)	
Conduct of censuses and surveys on the agriculture, fisheries, industry and services sectors	310100100001000									656,627.28				656,627.28	656,627.28				656,627.28		(656,627.28)	
PS										656,627.28				656,627.28	656,627.28				656,627.28		(656,627.28)	
Conduct of household-based censuses and surveys	310100100002000									128,297.28				128,297.28	128,297.28				128,297.28		(128,297.28)	
PS										128,297.28				128,297.28	128,297.28				128,297.28		(128,297.28)	
OO - Citizen's access to social services facilitated	32000300000000									132,307.56				132,307.56	132,307.56				132,307.56		(132,307.56)	
CIVIL REGISTRATION PROGRAM	32010300000000									132,307.56				132,307.56	132,307.56				132,307.56		(132,307.56)	
Processing and archiving of civil registry documents	320100100001000									132,307.56				132,307.56	132,307.56				132,307.56		(132,307.56)	
PS										132,307.56				132,307.56	132,307.56				132,307.56		(132,307.56)	
Sub-Total, Automatic Appropriations										917,232.12				917,232.12	917,232.12				917,232.12		(917,232.12)	
PS										917,232.12				917,232.12	917,232.12				917,232.12		(917,232.12)	
<b>III. Special Purpose Fund</b>																						
GRAND TOTAL										15,536,239.98				15,536,239.98	15,536,239.98				15,536,239.98		(15,536,239.98)	
PS										9,145,184.24				9,145,184.24	9,145,184.24				9,145,184.24		(9,145,184.24)	
MOOE										6,391,055.74				6,391,055.74	6,391,055.74				6,391,055.74		(6,391,055.74)	

Certified Correct:



Abdullah Anwar  
 Budget Officer  
 Date: 05/Apr/2019


Certified Correct:



**HJA. RUFADAH T. IBRAHIM, CPA**  
 Accountant III

Chief Accountant  
 Date:

Recommended By:



Mangelen Razuden  
 Director, FMS  
 Date: 05/Apr/2019

Approved By:

Bersales, Lisa Grace  
 Agency Head/Department  
 Date: 12/Apr/2019