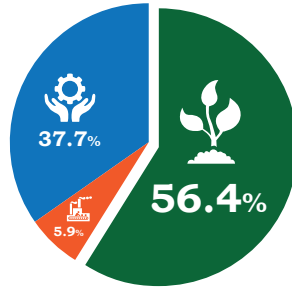


The Economy of **ARMM** accelerated from **0.4%** in 2015-2016 to **7.3%** in 2016-2017.



AHFF continues to be the **dominant industry** in ARMM as its share to the region's economic output is the **largest**.

ARMM contributed **0.6%** to the national GDP in 2017; (at constant 2000 prices)



ARMM GRDP Growth Rates by Sector and Subsector (at constant 2000 prices)

AHFF Sector

Agriculture, Hunting, Forestry and Fishing (AHFF) rebounded from **-2.9%** (2015-16) to **7.7%** (2016-17)




Industry Sector

Industry Sector increased from **3.2%** (2015-16) to **10.8%** (2016-17)



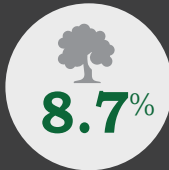
Service Sector

Service Sector rose from **5.5%** (2015-16) to **6.3%** (2016-17)




Agriculture and Forestry

from **-0.9%** (2015-16) to **8.7%** (2016-17)



Fishing

from **-8.7%** (2015-16) to **4.5%** (2016-17)



Mining and Quarrying

from **3.9%** (2015-16) to **31.9%** (2016-17)



Manufacturing

from **5.5%** (2015-16) to **4.0%** (2016-17)



Construction

from **20.3%** (2015-16) to **2.5%** (2016-17)



Electricity, Gas and Water Supply

from **-11.7%** (2015-16) to **16.3%** (2016-17)



Mining Transport, Storage & Communication and Quarrying

from **3.4%** (2015-16) to **3.8%** (2016-17)



Trade and Repair of Motor Vehicles, Motorcycles, Personal and Household Goods

from **8.3%** (2015-16) to **6.0%** (2016-17)



Financial Intermediation

from **8.9%** (2015-16) to **8.7%** (2016-17)



Real Estate, Renting & Business Activities

from **2.1%** (2015-16) to **2.0%** (2016-17)



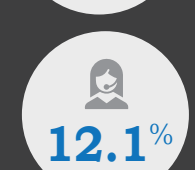
Public Administration & Defense; Compulsory Social Security

from **5.2%** (2015-16) to **5.9%** (2016-17)

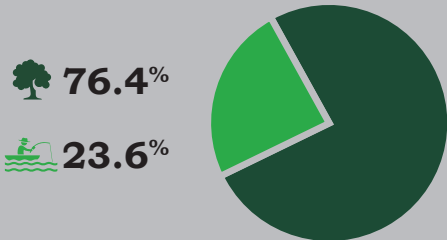


Other Services

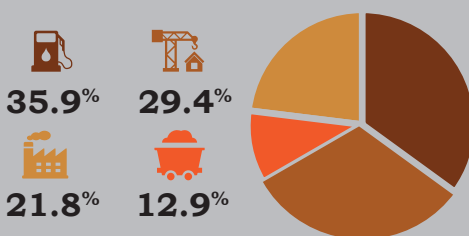
from **9.2%** (2015-16) to **12.1%** (2016-17)



Percent Distribution of AHFF: 2017



Percent Distribution of Industry Sector: 2017



Percent Distribution of Service Sector: 2017

