



بِسْمِ اللَّهِ الرَّحْمَنِ الرَّحِيمِ

REPUBLIC OF THE PHILIPPINES

**PHILIPPINE STATISTICS AUTHORITY**

BANGSAMORO AUTONOMOUS REGION IN MUSLIM MINDANAO

# SPECIAL RELEASE

## Q3 2020 Inland Municipal Fisheries Production in BARMM

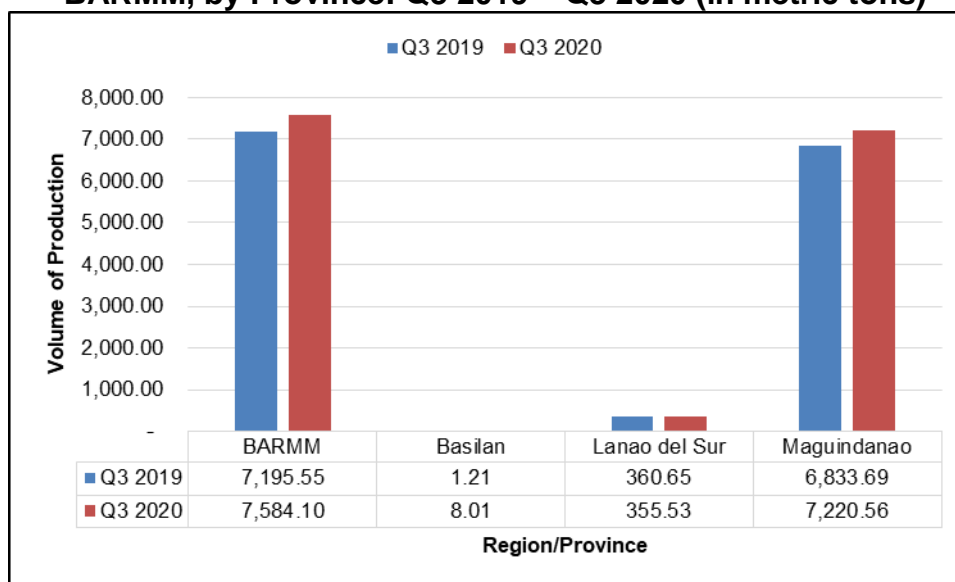
Date of Release: **25 December 2020**

Reference No. **2020-093**

### Inland municipal fisheries production in BARMM increases by 5.40 percent

The total volume production of BARMM for inland municipal fisheries increased by 5.40 percent during the third quarter of 2020, that is from 7,195.55 metric tons (MT) in the third quarter of the previous year to 7,584.10 MT. This is attributed to the increase in all producing provinces, except for Lanao del Sur which posted a negative growth rate of 1.42 percent. On the other hand, Sulu and Tawi-Tawi have no production for this sector during the period.

**Figure 1 Volume of Inland Municipal Fisheries Production in BARMM, by Province: Q3 2019 – Q3 2020 (in metric tons)**

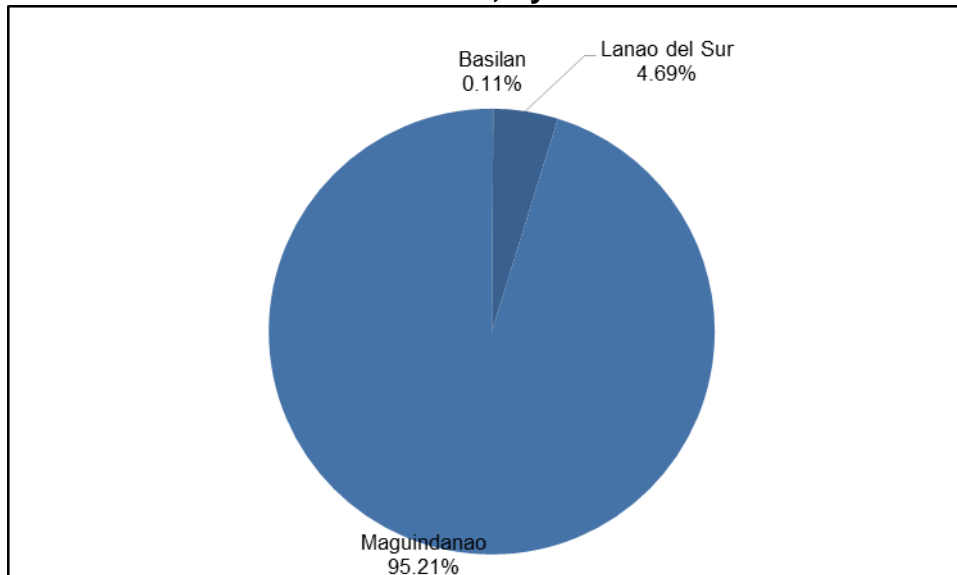


Source: Philippine Statistics Authority

Maguindanao recorded the highest production of inland municipal fisheries in the region during this period. The province contributed 95.21 percent of the total

regional production. This was followed by Lanao del Sur with 4.69 percent share, while the remaining 0.11 percent was produced by Basilan.

**Figure 2 Percent Distribution of Municipal Fisheries Production in BARMM, by Province: Q3 2020**

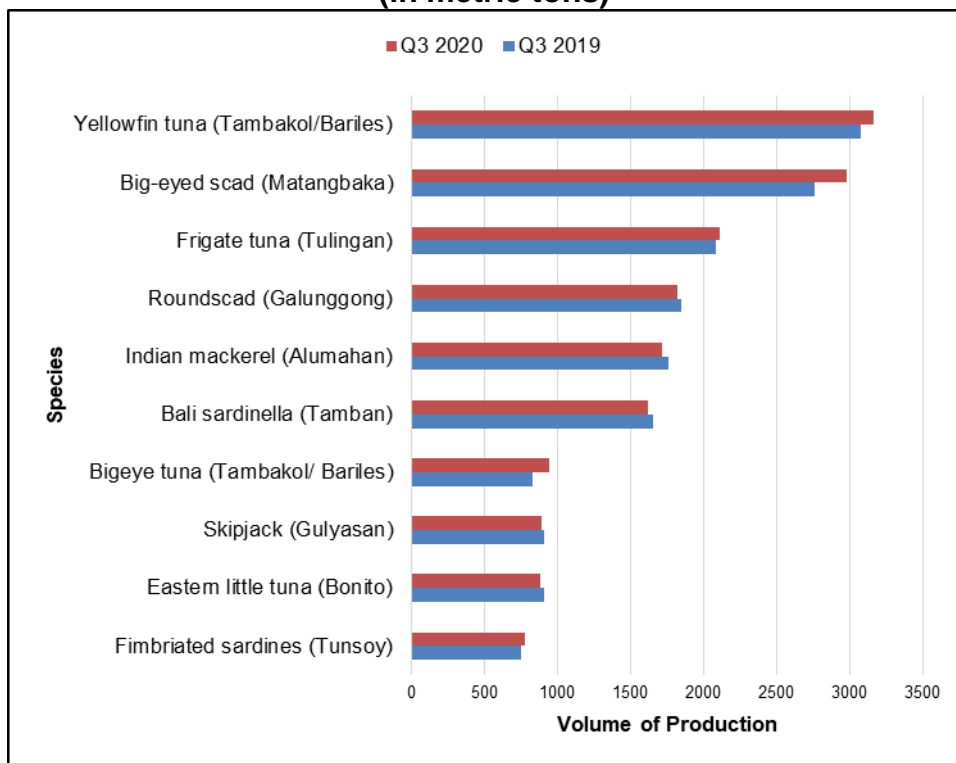


Source: Philippine Statistics Authority

### **Top 10 species comprise 96.98 percent of the total inland municipal fisheries production**

About 96.98 percent of the total inland municipal fisheries production in BARMM was composed of the top 10 species during the third quarter of 2020. Tilapia posted the highest level of production in the region during this period. Its production increased by 0.49 percent between the third quarters of 2019 and 2020. This was followed by Carp, Milkfish (Bangus), Mudfish (Dalag) and Climbing perch (Martiniko).

**Figure 3 Volume of Top 10 Inland Municipal Fisheries Production in BARMM, by Species: Q3 2019 – Q3 2020 (in metric tons)**



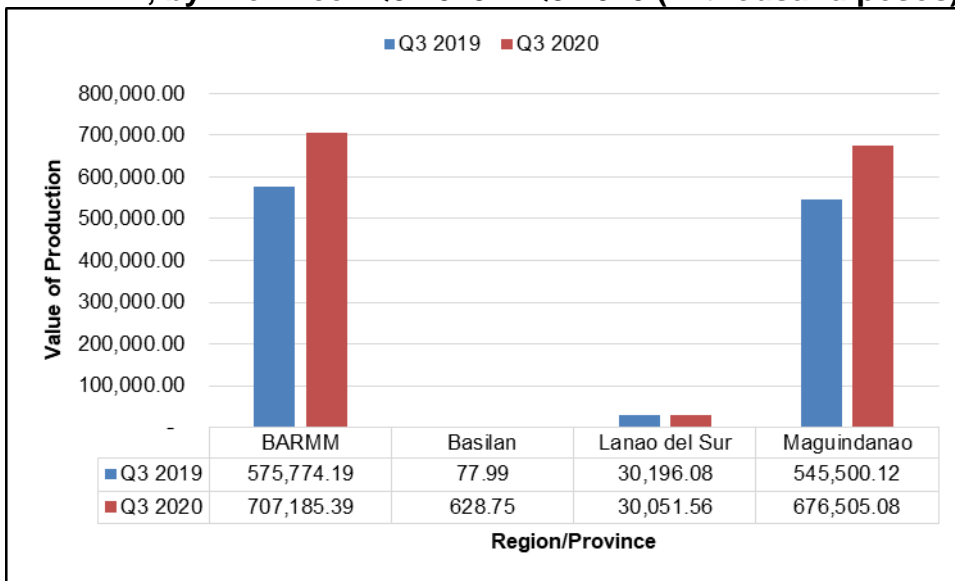
Source: Philippine Statistics Authority

### **Value of production of inland municipal fisheries increases by 22.82 percent**

The value of production of inland municipal fisheries in BARMM increased by 22.82 percent in the third quarter of 2020, that is from PhP575,774.19 thousand in the third quarter of the previous year to PhP707,185.39 thousand. Value of production in all producing provinces also increased, except for that of Lanao del Sur which decreased by 0.48 percent.

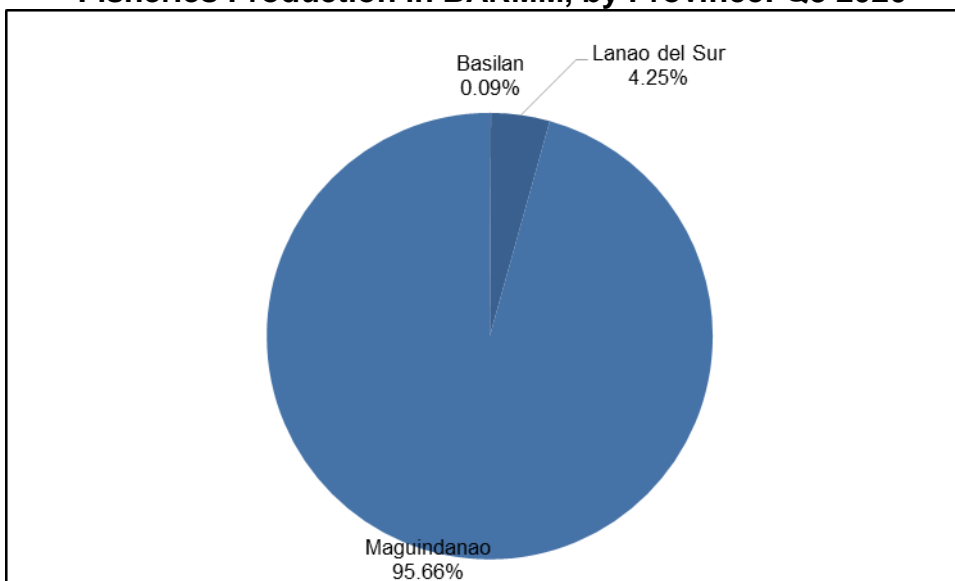
Maguindanao contributed 95.66 percent of the total value of inland municipal fisheries production of the region during the third quarter of 2020. It was valued at PhP676,505.08 thousand which is 24.02 percent higher than the estimate in the previous period. This was followed by the value of production of Lanao del Sur and Basilan with corresponding percentage shares of 4.25 percent and 0.09 percent.

**Figure 4 Value of Inland Municipal Fisheries Production in BARMM, by Province: Q3 2019 – Q3 2020 (in thousand pesos)**



Source: Philippine Statistics Authority

**Figure 5 Percent Distribution of Value of Inland Municipal Fisheries Production in BARMM, by Province: Q3 2020**



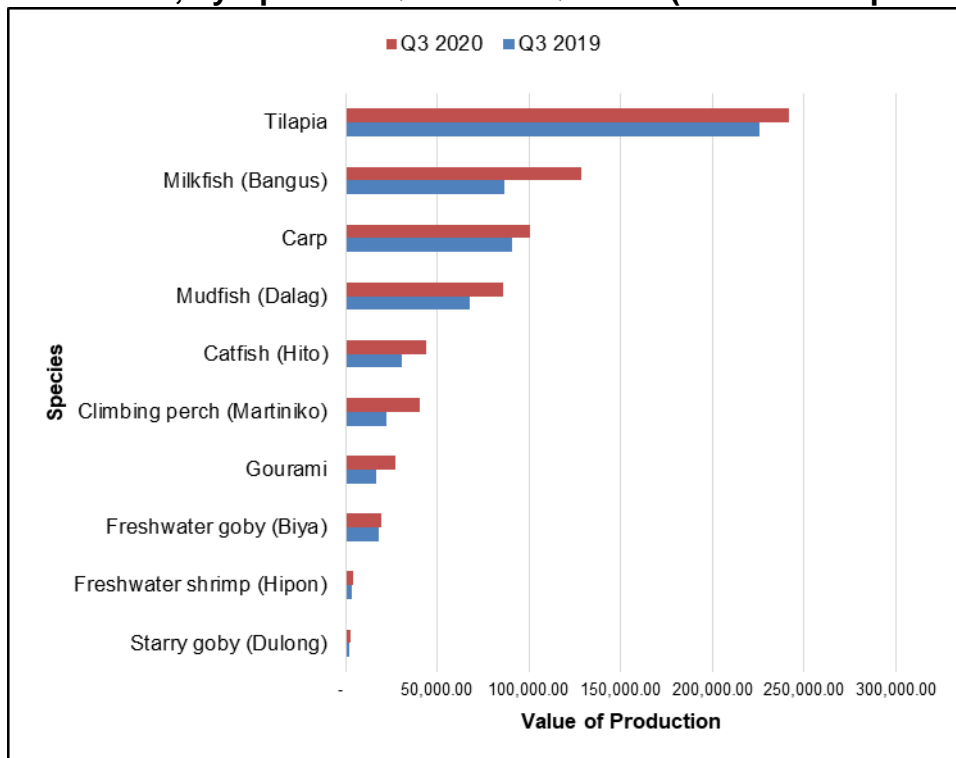
Source: Philippine Statistics Authority

**Top 10 species contribute 98.14 percent of the total value of inland municipal fisheries production**

Top 10 species in terms of total value of municipal fisheries production contributed 98.14 percent of the total region estimate during the third quarter of 2020.

Tilapia also posted the highest value of production. It was followed by Milkfish (Bangus), Carp, Mudfish (Dalag) and Catfish (Hito).

**Figure 6 Value of Top 10 Inland Municipal Fisheries Production in BARMM, by Species: Q3 2019 – Q3 2020 (in thousand pesos)**



Source: Philippine Statistics Authority

**NOTE:**

*All regional estimates discussed in this article is exclusive for the original ARMM territory only. ARMM legally does not exist as of writing, thus the term BARMM is used to avoid confusion among the readers.*

**Technical Notes:**

- The Fisheries Production Survey of the Philippine Statistics Authority (PSA) is divided into four (4) major fisheries surveys. These are the Quarterly Commercial Fisheries Survey (QCFS), Quarterly Municipal Fisheries Survey (QMFS), Quarterly Inland Fisheries Survey (QIFS) and Quarterly Aquaculture Survey (QAqS). The commercial and municipal fisheries surveys aim to provide quarterly data on volume and value of fish production by species, by region and by province. The aquaculture surveys are intended to generate quarterly data on volume and value of cultured species by environment, by type of aquafarm, by region and by province.
- The survey on commercial fisheries production covered 57 provinces and cities. For municipal fisheries and aquaculture surveys 81 provinces and cities were covered.
- The sampling frames for the surveys of commercial and municipal fisheries were established in 2000 through a nationwide listing of landing centers (LCs). Updating of the lists was

conducted over the years. The designed used was a two-stage stratified random sampling with the landing centers as the first-stage sampling units and fishing boats as the first stage sampling units. The landing centers were stratified based on volume of fish unloaded. The province was the domain of the survey. Inland municipal fisheries included fishing in inland waters such as lakes, rivers, dams, marshes, swamps, etc. Household engaged in inland fishing was the unit of enumeration. For aquaculture survey, the lists of brackish water fishponds, freshwater fishponds, freshwater fish pens/fish cages, marine fish pens/ fish cages, oyster/mussel and seaweed farms by province served as the sampling frames.

**Concept/s and Definition:**

**Fisheries** – all activities relating to the act or business of fishing, culturing, preserving, processing, marketing, developing, conserving and managing aquatic resources and the fishery areas including the privilege to fish or take aquatic resources thereof (RA 8550).

**Fisheries Sector** – the sector engaged in the production, growing, harvesting, processing, marketing, developing, conserving and managing of aquatic resources and fishing areas.

**Fishing** – the taking of fishery species from their wild state or habitat with or without the use of fishing vessels.

**Fishing Boat** – type of watercraft, such as motorized/non-motorized banca, sailboat, motorboat, etc., either licensed or not, used for fishing purposes.

**Fishing Gear** – any instrument or device and its accessories utilized in taking fish and other fishery species.


**Fishing Grounds** – areas in any body of water where fish and other aquatic resources congregate and become target of capture.

**Inland Municipal Fishing** – the catching of fish, crustaceans, mollusks and all other aquatic animals and plants in inland water like lakes, rivers, dams, marshes, etc. using simple gears and fishing boats some of which are non-motorized with a capacity of three (3) gross tons or less; or fishing not requiring the use of fishing boats.

**Landing Center** – place where the fish catch and other aquatic products are unloaded and traded.

**Municipal Fishing** – covers fishing operation carried out with or without the use of a boat weighing three (3) gross tons or less.

**Seawater** – inshore and open waters and inland seas in which the salinity generally exceeds 20%.



**ENGR. NASER S. USMAN**  
OIC-Regional Director

*NSU/MHS/FSL*