



بِسْمِ اللَّهِ الرَّحْمَنِ الرَّحِيمِ

REPUBLIC OF THE PHILIPPINES

**PHILIPPINE STATISTICS AUTHORITY**

BANGSAMORO AUTONOMOUS REGION IN MUSLIM MINDANAO

# SPECIAL RELEASE

## Q3 2020 Commercial Fisheries Production in BARMM

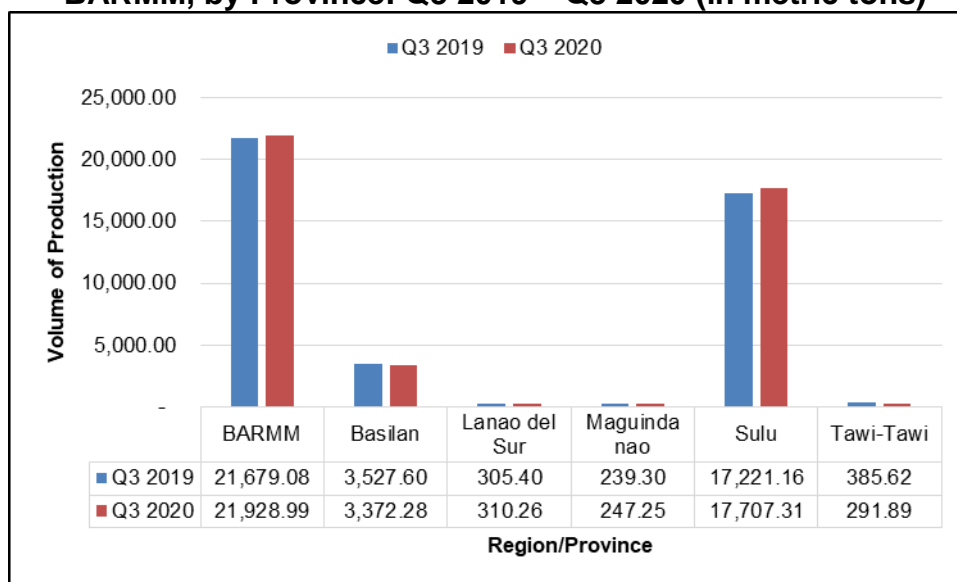
Date of Release: **25 December 2020**

Reference No. **2020-091**

### Commercial fisheries production in BARMM increases by 1.55 percent

The total production of BARMM for commercial fisheries increased by 1.15 percent during the third quarter of 2020, that is from 21,679.08 metric tons (MT) in the third quarter of the previous year to 21,928.99 MT. Production in Basilan and Tawi-Tawi decreased by the corresponding growth rates of 4.40 percent and 24.31 percent. On the other hand, production in Lanao del Sur, Maguindanao and Sulu increased by 1.59 percent, 3.32 percent and 2.82 percent, respectively.

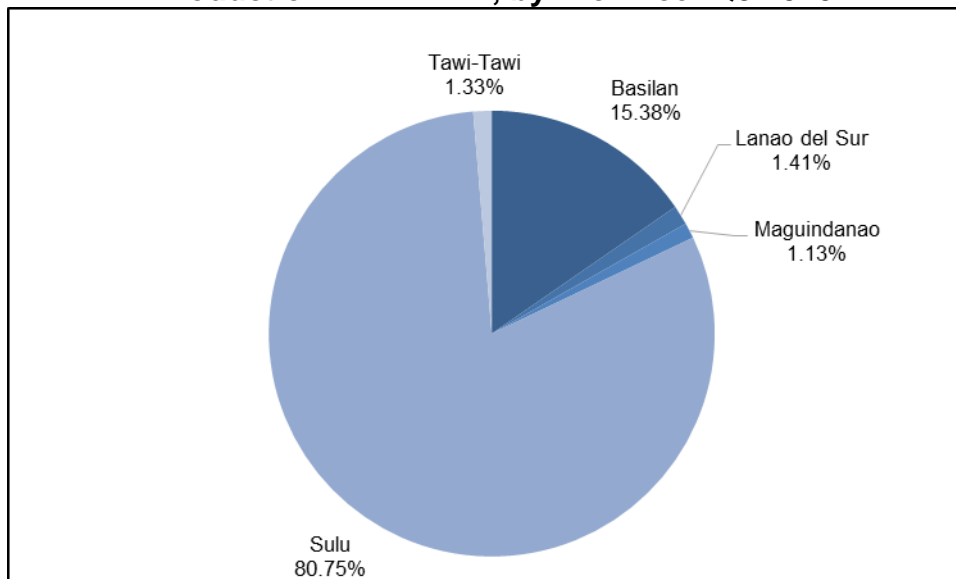
**Figure 1 Volume of Commercial Fisheries Production in BARMM, by Province: Q3 2019 – Q3 2020 (in metric tons)**



Source: Philippine Statistics Authority

Sulu recorded the highest production of commercial fisheries in the region during this period. The province contributed 80.75 percent of the total regional production. This was followed by Basilan with 15.38 percent share, while Lanao del Sur, Tawi-Tawi and Maguidnao contributed the remaining 1.41 percent, 1.33 percent and 1.13 percent, respectively.

**Figure 2 Percent Distribution of Commercial Fisheries Production in BARMM, by Province: Q3 2020**

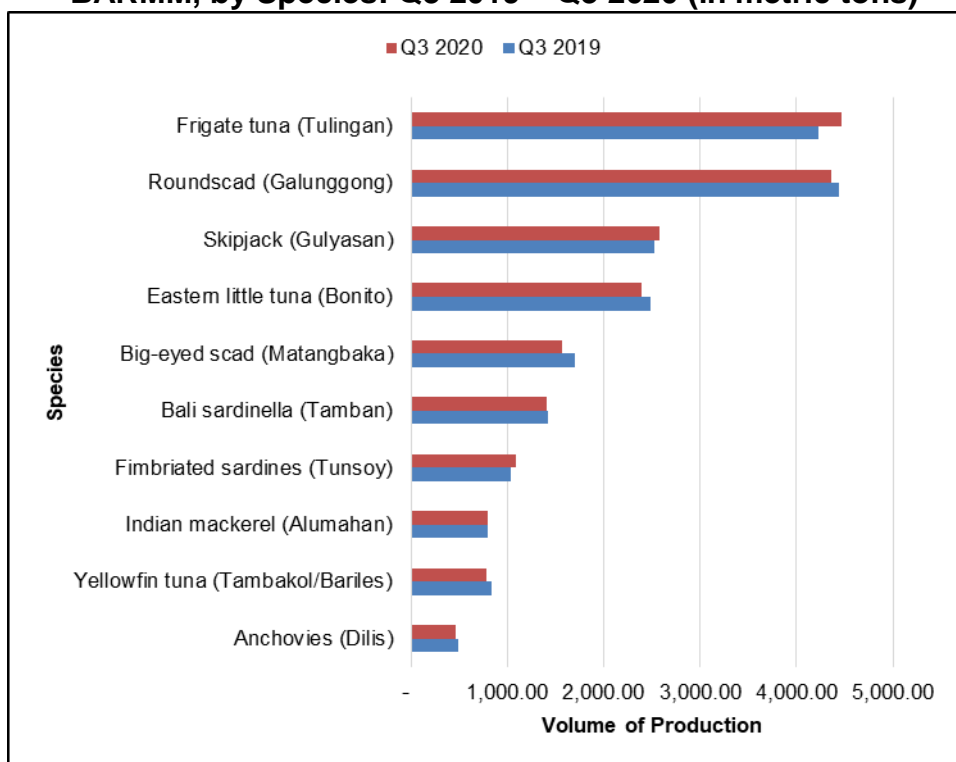


Source: Philippine Statistics Authority

### **Top 10 species comprises 90.85 percent of the total commercial fisheries production**

About 90.85 percent of the total commercial fisheries production in BARMM was composed of the top 10 species during Q3 2020. Frigate tuna (Tulingan) posted the highest level of production in the region during this period. Its production increased by 5.60 percent between the third quarters of 2019 and 2020. This was followed by Roundscad (Galunggong), Skipjack (Gulyasan), Eastern little tuna (Bonito) and Big-eyed scad (Matangbaka).

**Figure 3 Volume of Top 10 Commercial Fisheries Production in BARMM, by Species: Q3 2019 – Q3 2020 (in metric tons)**



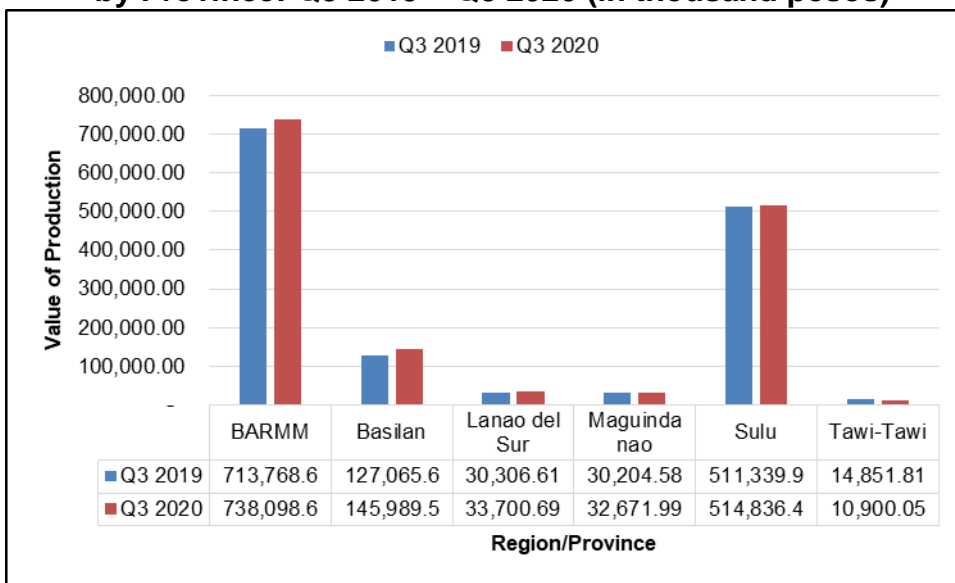
Source: Philippine Statistics Authority

### **Value of production of commercial fisheries increases by 3.41 percent**

The value of production of commercial fisheries in BARMM increased by 3.41 percent in the third quarter of 2020, that is from PhP713,768.64 thousand in the third quarter of the previous year to PhP738,098.69 thousand. The increase in the regional estimate was attributed to the increase in all provinces, except for Tawi-Tawi which posted a negative growth rate of 26.61 percent during this period.

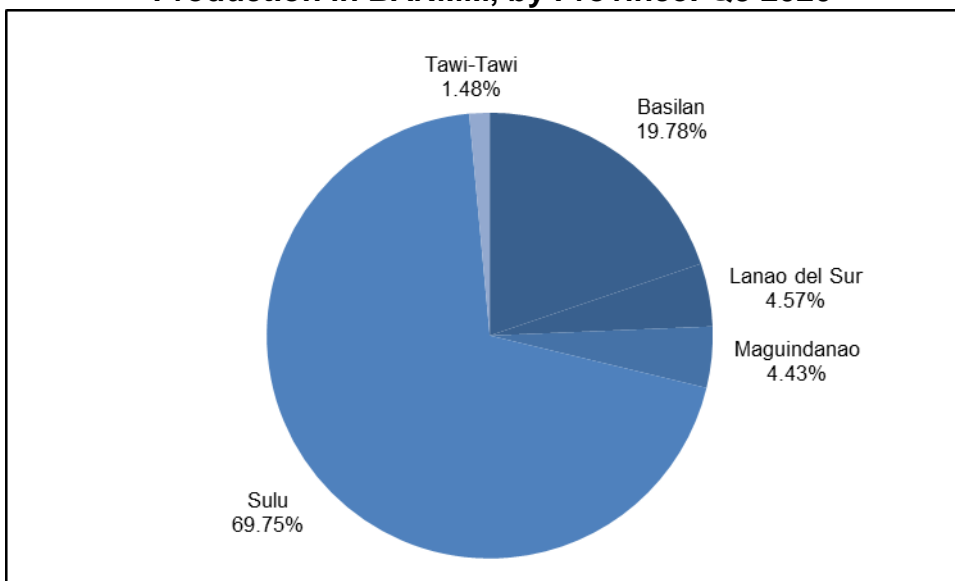
Sulu contributed 69.75 percent of the total value of commercial fisheries production of the region during the third quarter of 2020. It was valued at PhP514,836.43 thousand which is 0.68 percent higher than the estimate in the previous period. This was followed by the value of production of Basilan, Lanao del Sur, Maguindanao and Tawi-Tawi with corresponding percentage shares of 19.78 percent, 4.57 percent, 4.43 percent and 1.48 percent.

**Figure 4 Value of Commercial Fisheries Production in BARMM, by Province: Q3 2019 – Q3 2020 (in thousand pesos)**



Source: Philippine Statistics Authority

**Figure 5 Percent Distribution of Value of Commercial Fisheries Production in BARMM, by Province: Q3 2020**



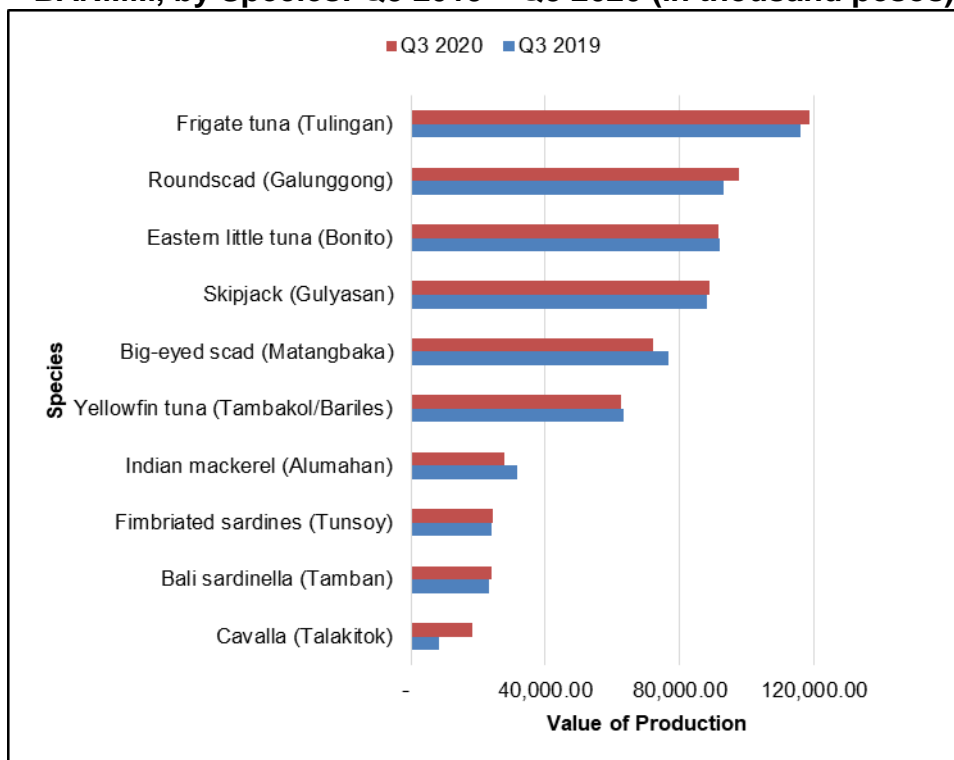
Source: Philippine Statistics Authority

**Top 10 species contribute 84.80 percent of the total value of commercial fisheries production**

Top 10 species in terms of total value of commercial fisheries production contributed 84.80 percent of the total region estimate during the third quarter of 2020. Frigate tuna (Tulingan) posted the highest value of production. It was followed by

Roundscad (Galunggong), Eastern little tuna (Bonito), Skipjack (Gulyasan), and Big-eyed scad (Matangbaka).

**Figure 6 Value of Top 10 Commercial Fisheries Production in BARMM, by Species: Q3 2019 – Q3 2020 (in thousand pesos)**



Source: Philippine Statistics Authority

**NOTE:**

*All regional estimates discussed in this article is exclusive for the original ARMM territory only. ARMM legally does not exist as of writing, thus the term BARMM is used to avoid confusion among the readers.*

**Technical Notes:**

- The Fisheries Production Survey of the Philippine Statistics Authority (PSA) is divided into four (4) major fisheries surveys. These are the Quarterly Commercial Fisheries Survey (QCFS), Quarterly Municipal Fisheries Survey (QMFS), Quarterly Inland Fisheries Survey (QIFS) and Quarterly Aquaculture Survey (QAqS). The commercial and municipal fisheries surveys aim to provide quarterly data on volume and value of fish production by species, by region and by province. The aquaculture surveys are intended to generate quarterly data on volume and value of cultured species by environment, by type of aquafarm, by region and by province.
- The survey on commercial fisheries production covered 57 provinces and cities. For municipal fisheries and aquaculture surveys 81 provinces and cities were covered.
- The sampling frames for the surveys of commercial and municipal fisheries were established in 2000 through a nationwide listing of landing centers (LCs). Updating of the lists was conducted over the years. The designed used was a two-stage stratified random sampling with

the landing centers as the first-stage sampling units and fishing boats as the third stage sampling units. The landing centers were stratified based on volume of fish unloaded. The province was the domain of the survey. Inland municipal fisheries included fishing in inland waters such as lakes, rivers, dams, marshes, swamps, etc. Household engaged in inland fishing was the unit of enumeration. For aquaculture survey, the lists of brackish water fishponds, freshwater fishponds, freshwater fish pens/fish cages, marine fish pens/ fish cages, oyster/mussel and seaweed farms by province served as the sampling frames.

**Concept/s and Definition:**

**Commercial Fishing** – the catching of fish with the use of fishing boats with a capacity of more than three (3) gross tons for trade, business or profit beyond subsistence or sports fishing.

**Fisheries** – all activities relating to the act or business of fishing, culturing, preserving, processing, marketing, developing, conserving and managing aquatic resources and the fishery areas including the privilege to fish or take aquatic resources thereof (RA 8550).

**Fisheries Sector** – the sector engaged in the production, growing, harvesting, processing, marketing, developing, conserving and managing of aquatic resources and fishing areas.

**Fishing** – the taking of fishery species from their wild state or habitat with or without the use of fishing vessels.

**Fishing Boat** – type of watercraft, such as motorized/non-motorized banca, sailboat, motorboat, etc., either licensed or not, used for fishing purposes.

**Fishing Gear** – any instrument or device and its accessories utilized in taking fish and other fishery species.

**Fishing Grounds** – areas in any body of water where fish and other aquatic resources congregate and become target of capture.

**Landing Center** – place where the fish catch and other aquatic products are unloaded and traded.

**Seawater** – inshore and open waters and inland seas in which the salinity generally exceeds 20%.

  
**ENGR. NASER S. USMAN**  
OIC-Regional Director

*NSU/MHS/FSL*