

# INFLATION RATES OF ARMM PROVINCES

APRIL 2018

BASE YEAR  
2012=100

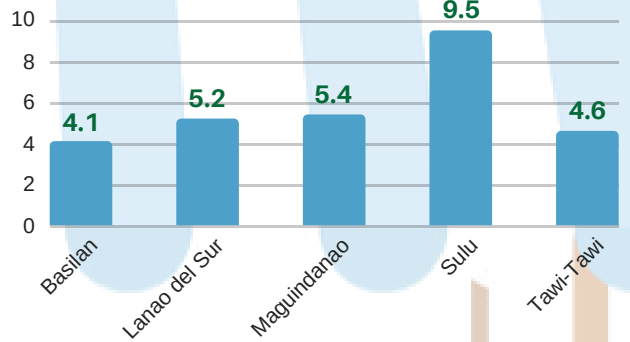
## Inflation Rate



**5.9**

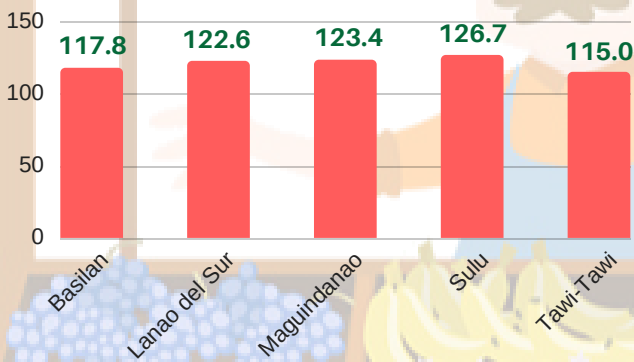
Percentage Change from  
April 2017 to April 2018

Percentage Change from April 2017 to April 2018: ARMM Provinces



## Consumer Price Index

Consumer Price Index: ARMM Provinces, April 2018



**121.9**

Consumer Price Index of  
ARMM as of April 2018

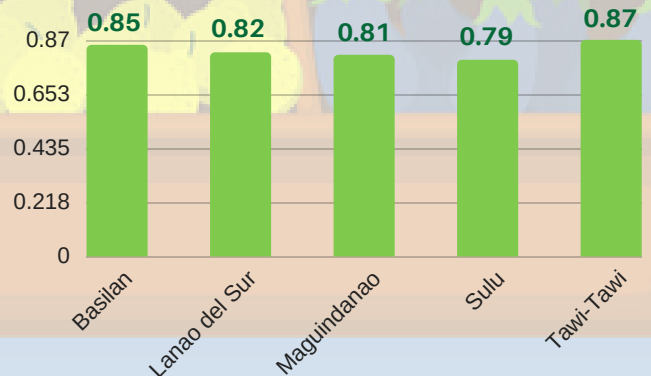
## Purchasing Power of Peso



**0.82**

Purchasing Power of Peso  
as of April 2018

Purchasing Power of Peso: ARMM Provinces, April 2018



### TECHNICAL DEFINITIONS:

#### Consumer Price Index (CPI)

- is an indicator of the change in the average retail prices of a fixed basket of goods and services commonly purchased by households relative to a base year.

#### Headline Inflation

- refers to the rate of change in the CPI, a measure of the average of a standard "basket" of goods and services consumed by a typical family.

#### Year-on-Year Inflation

- refers to the comparison of change of one month to the same month of the previous year.

#### Inflation Rate

- is the rate of change of the CPI expressed in percent. Inflation is interpreted in terms of declining purchasing power of money.

#### Purchasing Power of the Peso

- shows how much the peso in the base period is worth in the current period. It is computed as the reciprocal of the CPI for the period under review multiplied by 100.

Source of Basic Data : Survey of Retail Prices of Commodities for the generation of Consumer Price Index  
Philippine Statistics Authority