



بِسْمِ اللَّهِ الرَّحْمَنِ الرَّحِيمِ

REPUBLIC OF THE PHILIPPINES

PHILIPPINE STATISTICS AUTHORITY

BANGSAMORO AUTONOMOUS REGION IN MUSLIM MINDANAO

SPECIAL RELEASE

Q1 2020 Livestock Production and Inventory in BARMM

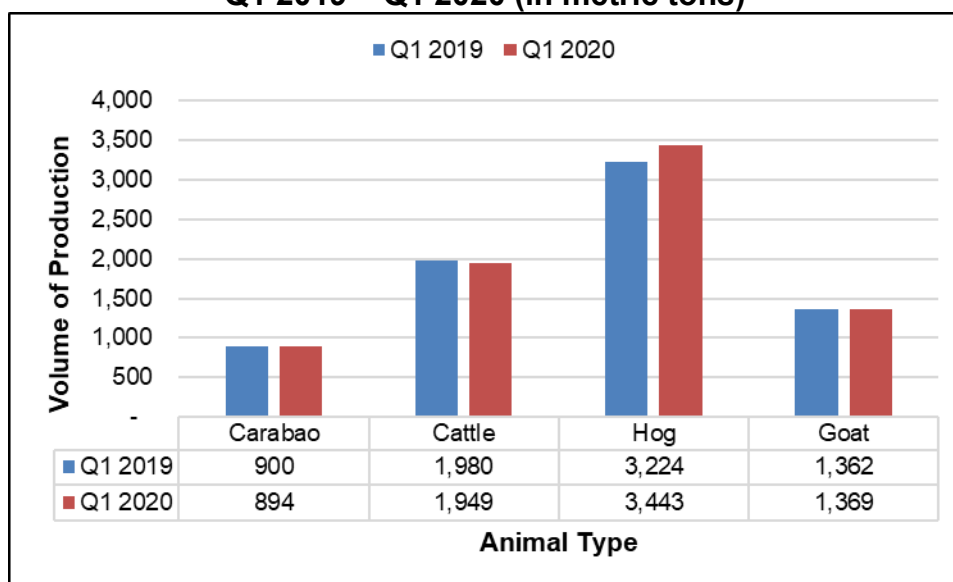
Date of Release: **14 May 2020**

Reference No. **2020-055**

Livestock production in BARMM increased by 2.53 percent in Q1 2020

The total livestock production in BARMM increased by 2.53 percent in the first quarter of 2020, from 7,466 metric tons (MT) in the first quarter of 2019 to 7,655 MT. Production of Carabao and Cattle decreased by corresponding growth rates of 0.70 percent and 1.57 percent. On the other hand, Hog and Goat production increased by 6.80 percent and 0.51 percent, respectively.

**Figure 1. Volume of Livestock Production in BARMM, by Animal Type:
Q1 2019 – Q1 2020 (in metric tons)**

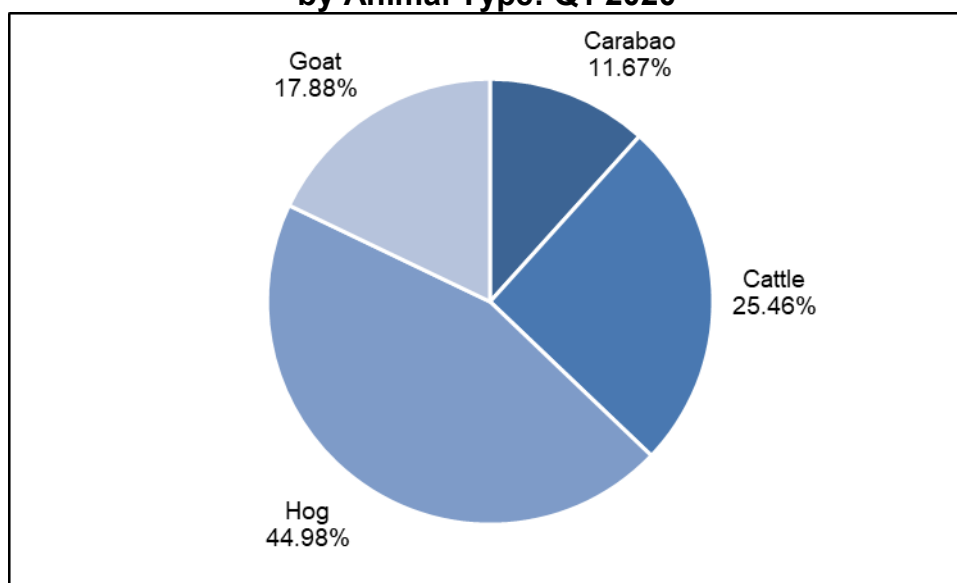


Source: Philippine Statistics Authority (PSA)

Hog contributes 34.90 percent of the total livestock production in BARMM

Hog production comprised 44.98 percent of the total livestock production in BARMM in the first quarter of 2020, which was the highest during this period. This was followed by Cattle and Goat with percentage shares of 25.46 percent and 17.88 percent, respectively. Moreover, Carabao recorded the lowest percentage share of 11.67 percent during this period.

Figure 2. Percent Distribution of Livestock Production in BARMM, by Animal Type: Q1 2020



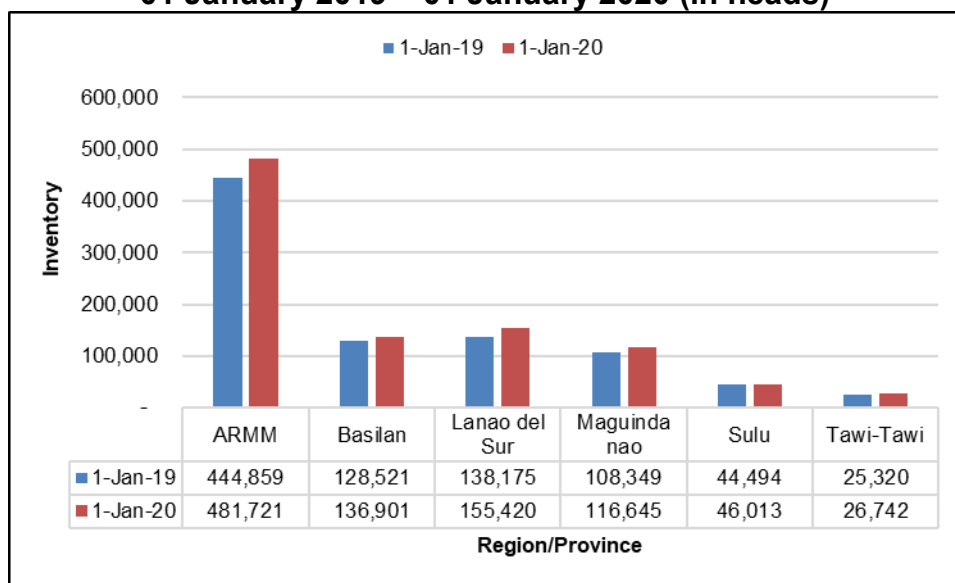
Source: Philippine Statistics Authority (PSA)

Livestock inventory in BARMM increased by 8.29 percent as of 01 January 2020

The total livestock inventory in BARMM increased by 8.29 percent, from 444,859 heads as of 01 January 2019 to 481,721 heads as of 01 January 2020. Inventory in all provinces also increased during this period.

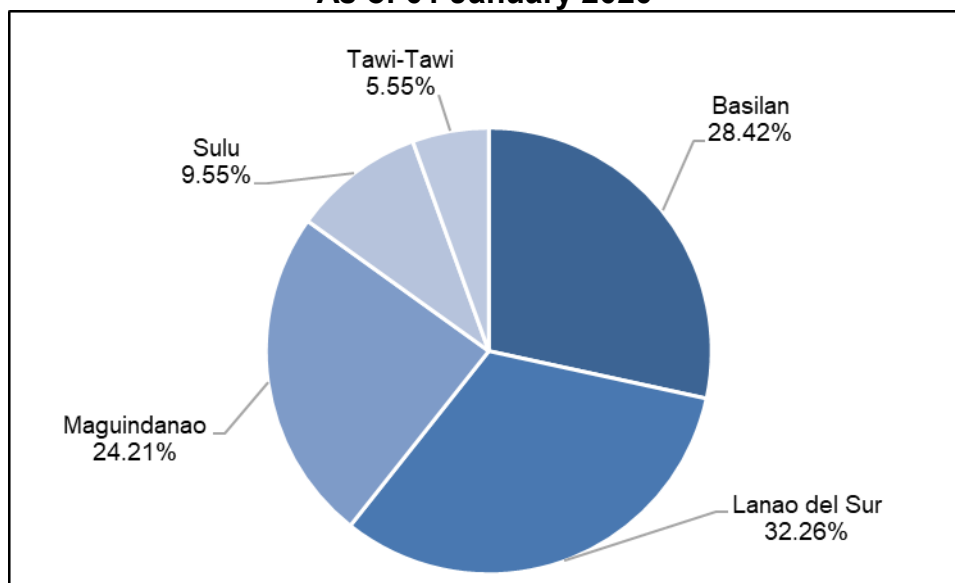
Lanao del Sur recorded the highest livestock inventory in the region during this period. The province comprised 32.26 percent of the total inventory, that is 155,420 heads as of 01 January 2020. This was followed by Basilan and Maguindanao comprising 28.42 percent and 24.21 percent of the regional estimate, respectively; while the remaining corresponding shares of 9.55 percent and 5.55 percent were in Sulu and Tawi-Tawi.

Figure 3. Livestock Inventory in BARMM, by Province: 01 January 2019 – 01 January 2020 (in heads)



Source: Philippine Statistics Authority (PSA)

Figure 4. Percent Distribution of Livestock Inventory in BARMM, by Province: As of 01 January 2020



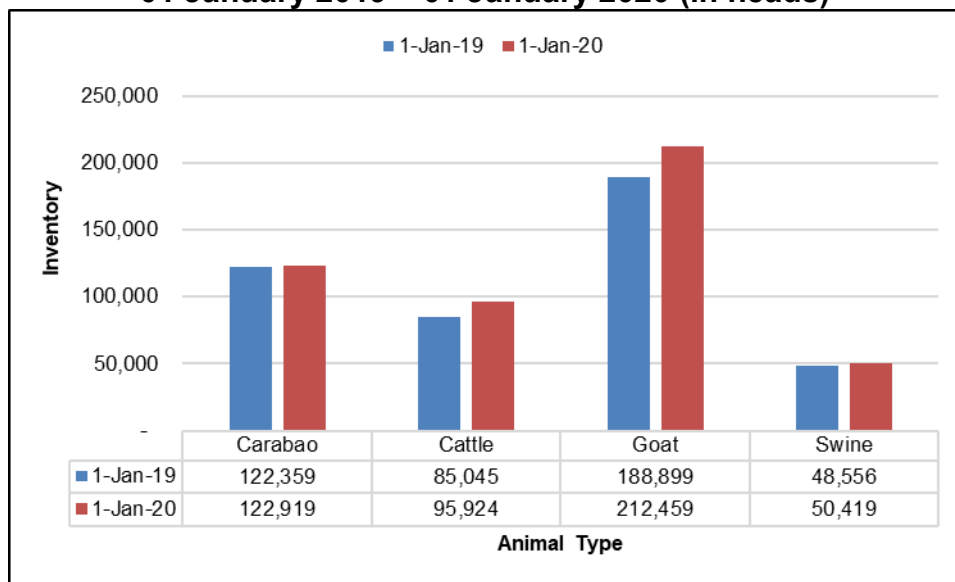
Source: Philippine Statistics Authority (PSA)

Goat recorded the highest inventory in BARMM as of 01 January 2020

Goat inventory which comprised 44.10 percent of the total regional estimate recorded the highest level of livestock inventory in BARMM. There were 212,459 heads of Goat during the reference period. This was 12.47 percent higher than the inventory as of 01

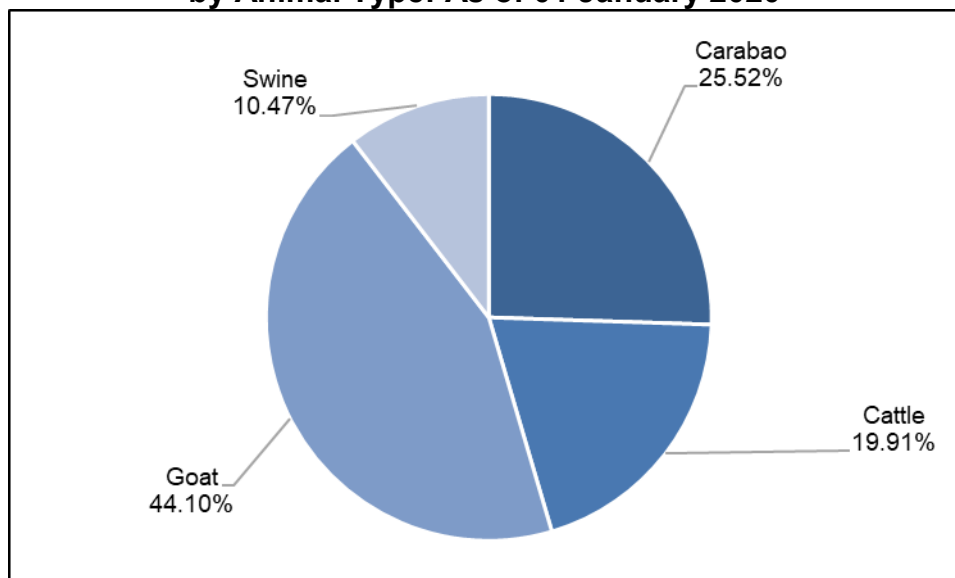
January 2019. This was followed by Carabao, Cattle and Swine which contributed the corresponding shares of 25.52 percent, 19.91 percent and 10.47 percent.

Figure 5. Livestock Inventory in BARMM, by Animal Type: 01 January 2019 – 01 January 2020 (in heads)



Source: Philippine Statistics Authority (PSA)

Figure 6. Percent Distribution of Livestock Inventory in BARMM, by Animal Type: As of 01 January 2020



Source: Philippine Statistics Authority (PSA)

NOTE:

All regional estimates discussed in this article is exclusive for the original ARMM territory only. However, ARMM legally does not exist as of writing, thus the term BARMM is used to avoid confusion among the readers.

TECHNICAL NOTES

This statistical report covers four (4) livestock (cattle, carabao, goat and swine) commodities.

The data on these commodities include: volume of production (in metric tons), number of animals slaughtered (in head) and inventory of animals (in head).

The data on inventory and volume of production are taken from the regular surveys conducted by PSA. The Backyard Livestock and Poultry Survey (BLPS) covers one (1) of the four (4) replicate samples of the Palay and Corn Production Survey (PCPS). It consists of 15,069 sample households in 1,051 sample barangays nationwide for Carabao, Cattle, Goat and Swine.

To supplement the statistical data on livestock sector obtained from the said survey, Compilation of Data from Slaughterhouses and Poultry Dressing Plants (CDSPDP) is also done. The CDSPDP covers around 1,387 Accredited (AAA and AA) and Locally Registered Meat Establishments (LRMEs) nationwide. These data are compiled from the administrative records of the National Meat Inspection Service (NMIS) and the Local Government Units (LGUs).

Concepts and Definitions

Backyard Farm – any farm or household, whether farming or non-farming, tending at least one head of animal and does not qualify as a commercial farm.

Inventory – the actual number of domesticated animals present in the farm as of a specific reference date.

- *Beginning inventory is the number of live animals present in the farm at the beginning of the reference period, i.e. for January to June 2016, the beginning inventory is as of January 1, 2016; for January to March the beginning inventory is as of January 1.*
- *Ending inventory is the number of live animals/remaining stocks present in the farm at the end of the reference period, i.e. for January to June 2016, the ending inventory is as of July 1, 2016; for January to March, the remaining inventory is as of April 1.*

Locally Registered Meat Establishment (LRME) – slaughterhouse, meat processing plants, meat cutting plants and cold storages that are allowed to operate by the city/municipal government but are not accredited by NMIS.

Slaughterhouses (SH) – premises that are approved and registered by the NMIS and LGUs in which food animals are slaughtered for human consumption.

Slaughtered in Slaughterhouses – the number of animals slaughtered in accredited (AAA, AA, A) slaughterhouses including number of animals slaughtered in LRMEs.

Volume of Production – the quantity of locally-raised animals disposed for slaughter which includes animals shipped-out for slaughter. This is expressed in number of heads, or in metric ton, liveweight equivalent.



RAZULDEN A. MANGELEN, MPA, MDM
(Chief Statistical Specialist)
Officer-in-Charge
Regional Statistical Services Office - BARMM