



بِسْمِ اللَّهِ الرَّحْمَنِ الرَّحِيمِ

REPUBLIC OF THE PHILIPPINES

PHILIPPINE STATISTICS AUTHORITY

BANGSAMORO AUTONOMOUS REGION IN MUSLIM MINDANAO

SPECIAL RELEASE

2017 Marriage Statistics in ARMM

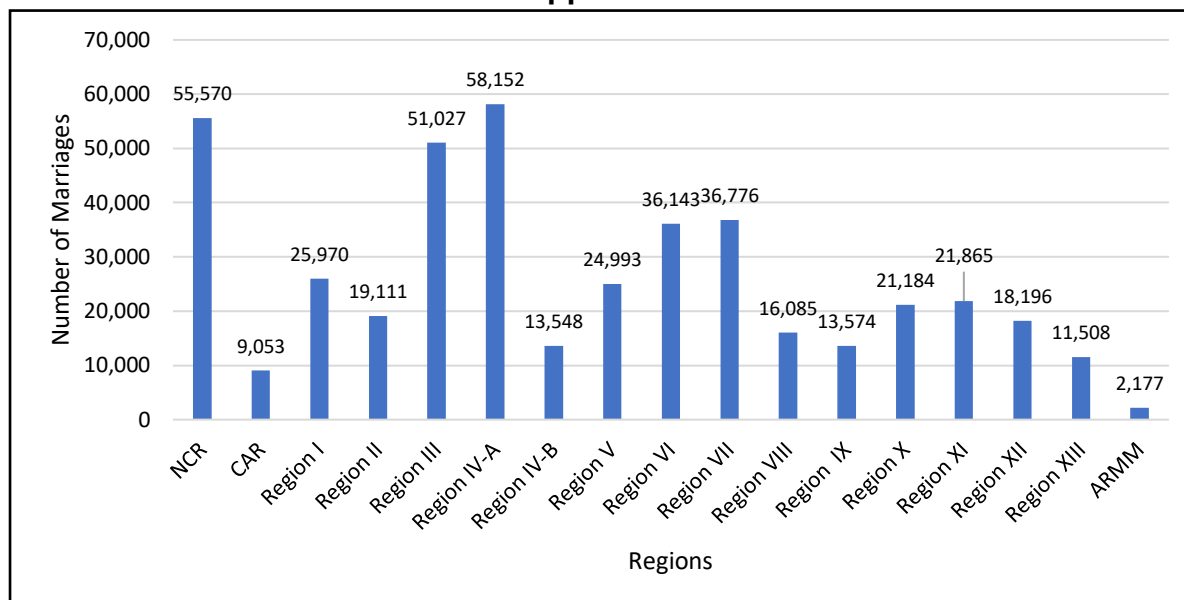
Date of Release: **8 April 2020**

Reference No. **2020-052**

0.5 percent of total marriages in the Philippines are from ARMM

In 2017, there are 434,932 total marriages in the Philippines. Among the regions in the said country, ARMM has the least number of marriages, that is 2,177 (0.5 percent of total marriages in the country).

Figure 1. Number of Total Registered Marriages by Region, Philippines: 2017



Source of Data: Philippine Statistics Authority, Civil Registration Services, Vital Statistics Division

Note: Figures are not adjusted for under registration

Number of marriages in ARMM increased by 43.3 percent from 2016 to 2017

Among all regions in the Philippines, ARMM has the highest percentage change of total recorded marriages from 2016 to 2017, that is 43.3 percent. It is followed by

Region XII and Region X which are 11.8 percent and 9.6 percent, respectively. On the other hand, the only three regions with declining percent change are Region IX (-12.1 percent), Region II (-5.9 percent) and Region XIII (-4.9 percent).

Table 1. Percent Distribution of Marriages by Year and Place of Occurrence (Region), Philippines for Years 2013-2017 with Percent Change for 2016-2017

Place of Occurrence	Percent Distribution of Marriages by Year					Percent Change 2016-2017
	2013	2014	2015	2016	2017	
PHILIPPINES	442,603	429,723	439,424	419,628	434,932	3.6
NCR	12.9	14.0	13.9	12.7	12.8	4.5
CAR	2.2	2.2	2.0	2.1	2.1	3.1
Region I	6.2	6.1	5.8	6.1	6.0	1.6
Region II	5	4.9	4.7	4.8	4.4	-5.9
Region III	11.9	12	11.5	11.8	11.7	2.9
Region IV-A	12.5	12.8	12.7	13	13.4	6.9
Region IV-B	3.3	3	3.1	3	3.1	8.7
Region V	5.8	5.3	5.4	5.8	5.7	2.8
Region VI	8.6	8.1	8.2	8.5	8.3	1.7
Region VII	7.6	7.9	8.2	8.1	8.5	7.6
Region VIII	3.6	3	3.7	3.8	3.7	1.5
Region IX	3.0	3.3	3.5	3.7	3.1	-12.1
Region X	5	4.8	4.8	4.6	4.9	9.6
Region XI	5.3	5.2	5.1	5	5	5
Region XII	4.1	4.2	4	3.9	4.2	11.8
Region XIII	2.8	3	3	2.9	2.6	-4.9
ARMM	0.2	0.2	0.4	0.4	0.5	43.3

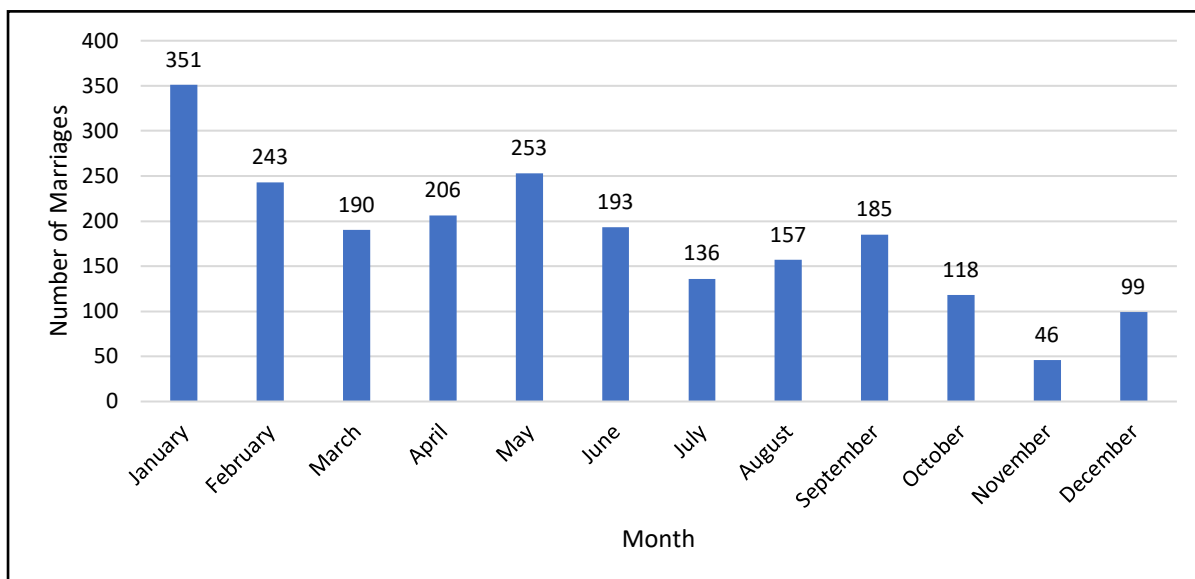
Source of Data: Philippine Statistics Authority, Civil Registration Services, Vital Statistics Division

Note: Figures are not adjusted for under registration

16.1 percent of marriages in ARMM happened in the month of January

Of all months in the calendar, the month of January was the most preferred month for marriage in ARMM in 2017, that is 351 (16.1 percent of total marriages in the region). It is followed by May (253) and April (206). On the other hand, the month of November has the least recorded marriage, that is 46.

Figure 2. Number of Marriages by Month of Occurrence: ARMM, 2017



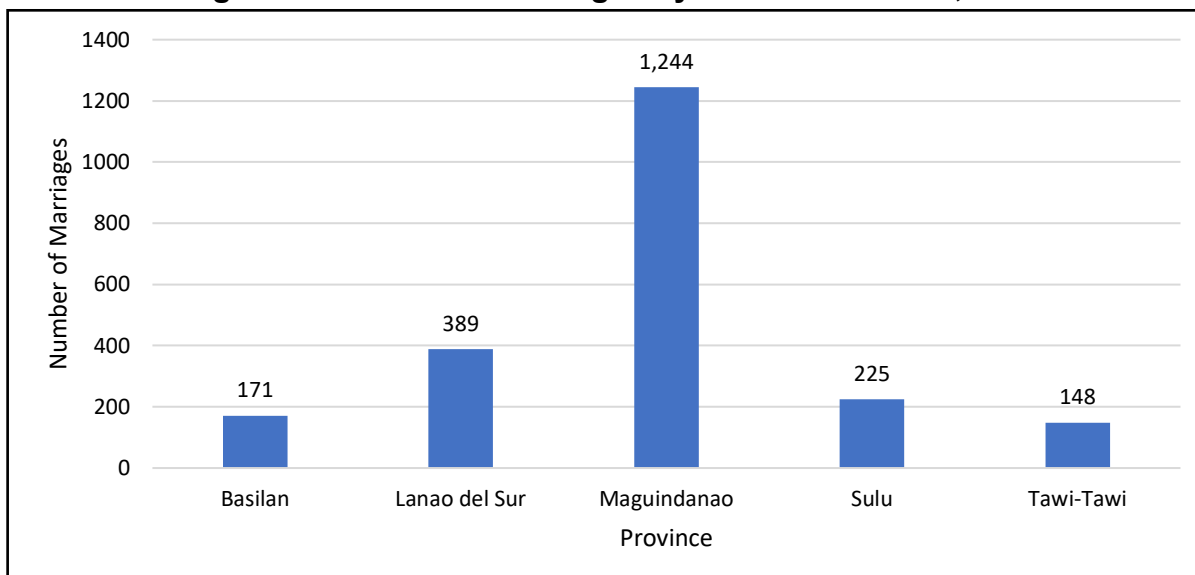
Source of Data: Philippine Statistics Authority, Civil Registration Services, Vital Statistics Division

Note: Figures are not adjusted for under registration

More than half of the total recorded marriages in ARMM are from Maguindanao

More than half of the total recorded marriages in ARMM are from Maguindanao which recorded 57.7 percent, that is, 1,244. Tawi-Tawi has the least recorded marriages which are only 6.7 percent of the total marriages in the region.

Figure 3. Number of Marriages by Province: ARMM, 2017



Source of Data: Philippine Statistics Authority, Civil Registration Services, Vital Statistics Division

Note: Figures are not adjusted for under registration

31.7 percent of brides in ARMM are from age group 20-24 years

In 2017, majority of the brides recorded in ARMM are from age group 20-24 years, that is 31.7 percent of the total recorded number of brides in the region. It was followed by age groups 25-29 years and 15-19 years which are 27.5 percent and 16.1 percent, respectively.

31.5 percent of grooms in ARMM are from age group 25-29 years

Majority of the grooms recorded in ARMM in 2017 are from age group 25-29 years, that is 31.5 percent of the total recorded number of grooms in the region. It was followed by age groups 20-24 years and 30-34 years which are 28.1 percent and 16.8 percent, respectively.

Table 2. Number and Percent Distribution of Marriages by Age Group of Bride and Groom, ARMM: 2017

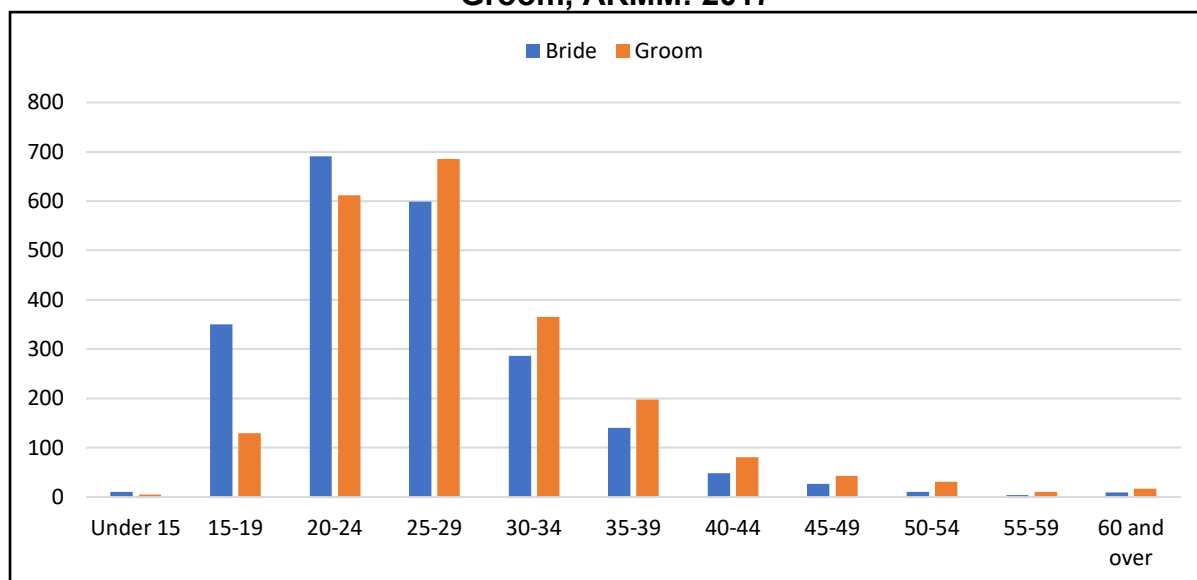
Age Group	Number		Percent Distribution	
	Bride	Groom	Bride	Groom
Under 15	11	5	0.5	0.2
15-19	350	129	16.1	5.9
20-24	691	612	31.7	28.1
25-29	599	685	27.5	31.5
30-34	286	365	13.1	16.8
35-39	140	198	6.4	9.1
40-44	48	81	2.2	3.7
45-49	27	43	1.2	2.0
50-54	11	31	0.5	1.4
55-59	4	11	0.2	0.5
60 and over	10	17	0.5	0.8
Total	2177	2177	100.0	100.0

Source of Data: Philippine Statistics Authority, Civil Registration Services, Vital Statistics Division

Note: Figures are not adjusted for under registration

It is also shown in Figure 5 that groom outnumbered bride in ages starting at the age group 25-29 years. For marriages involving teenagers, Table 2 shows that there are approximately three (3) teenage brides for every one teenage groom.

Figure 4. Number of Marriages by Age Group of Bride and Groom, ARMM: 2017



Source of Data: Philippine Statistics Authority, Civil Registration Services, Vital Statistics Division

Note: Figures are not adjusted for under registration

TECHNICAL NOTES:

Civil Registration – is defined as the continuous, permanent and compulsory recording of the occurrences and characteristics of vital events, primarily for their value as legal documents and secondly for their usefulness as a source of statistics.

Marriage – is a special contract of permanent union between a man and a woman entered into in accordance with law for the establishment of conjugal and family life. (Nikha) among Muslim Filipinos is not only a civil contract but a social institution. Its nature, consequences and incidents are governed by P.D. 1083 and the Shari'a, and are not subject to stipulations, except that the marriage settlements may, to a certain extent, fix the property relations of the spouses. (Article 14, P.D.No.1083).

Place of Occurrence – refers to the place where the vital event took place.

Vital Statistics – are derived from information obtained at the time when the occurrences of vital events and their characteristics are inscribed in a civil register.


RAZULDEN A. MANGELEN, MPA, MDM
 (Chief Statistical Specialist)
 Officer-in-Charge