



بِسْمِ اللَّهِ الرَّحْمَنِ الرَّحِيمِ

Republic of the Philippines

Philippine Statistics Authority

BANGSAMORO Autonomous Region in Muslim Mindanao

SPECIAL RELEASE

MARRIAGE REGISTRATION STATISTICS, BARMM: Q2 2021

Date of Release : 16 December 2021

Reference No. : 2021- 043

Figure 1 indicates the number of registered Marriage in Bangsamoro Autonomous Region in Muslim Mindanao for the period of Q2 2021. The number of Registered Marriage in Q2 2020 reached 295 on Q2 2021 reached only 253, decreased by 46 percent from 2020.

Source: Philippine Statistics Authority, Vital Statistics Division-Preliminary Results as of September 30, 2021

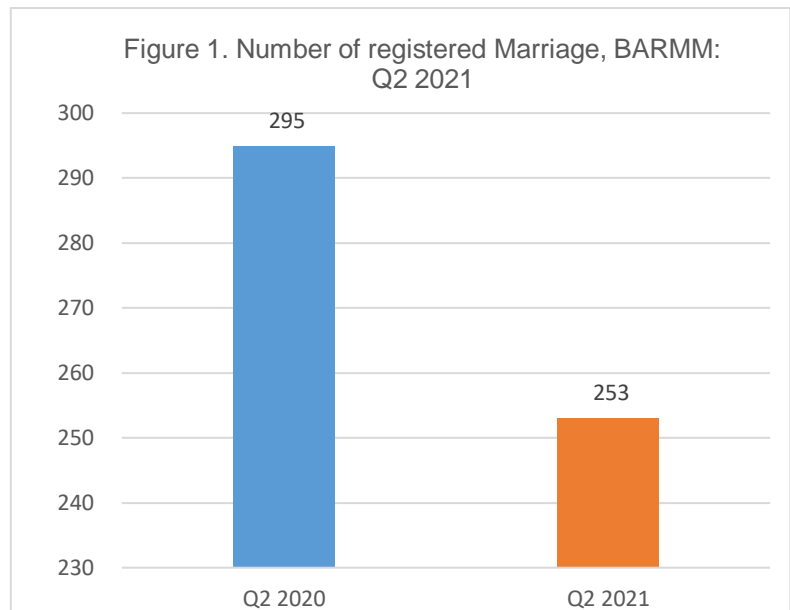


Figure 2. Percent distribution of the BARMM Q2 2021

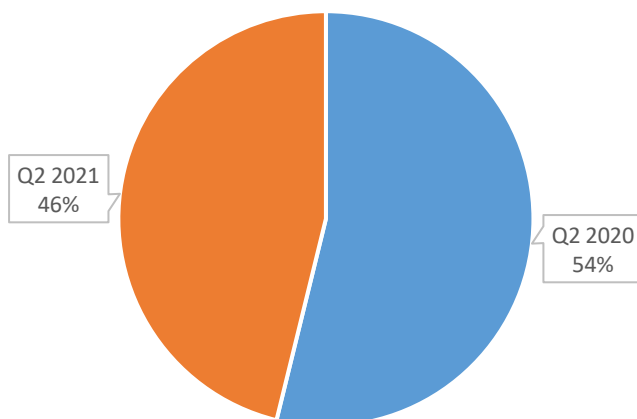


Figure 2 shows the percent distribution of BARMM Q2 2021, which is Q2 2020 with a rate of 54 percent, which decreased by 46 percent on Q2 2021.

Source: Philippine Statistics Authority, Vital Statistics Division-Preliminary Results as of September 30, 2021



Carumba Building, Jupiter St. Rosary Heights 9, Cotabato City, Philippines 9600
(064) 557-1541 / 552-3206 | psa.armm0912@gmail.com
rsoarmm.psa.gov.ph

Figure 3 presents the number of registered Marriage by Month, it increased by 33 percent and 110 percent for the month of April and May, and decreased by 68 percent on the month of June.

Source: Philippine Statistics Authority, Vital Statistics Division-Preliminary Results as of September 30, 2021

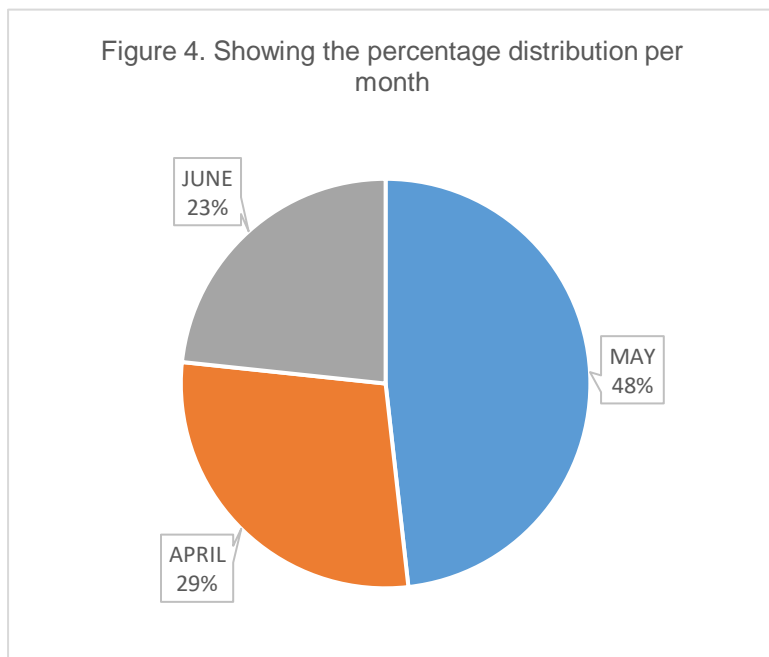
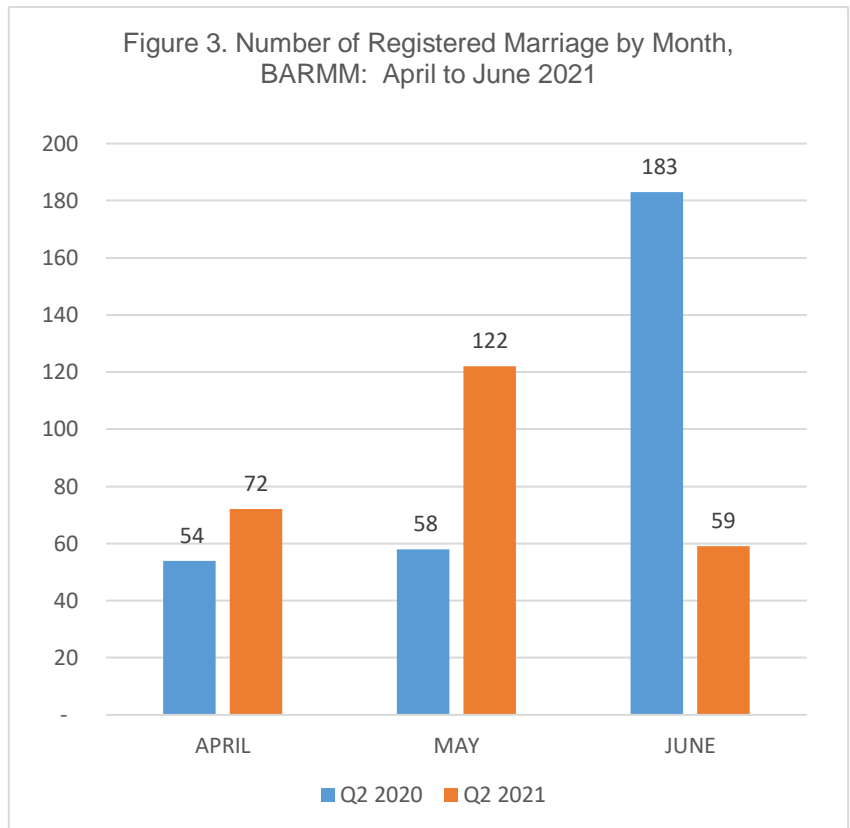


Figure 4 showing the percentage of the registered Marriage for Q1 2021, Month of May with 48 percent, April with 29 percent and June with 23 percent.

Source: Philippine Statistics Authority, Vital Statistics Division-Preliminary Results as of September 30, 2021



Figure 5 shows that the province of Basilan and Lanao Del Sur increased by 38 percent and 235 percent, respectively. While the other province decreased by 35 percent, 7 percent, and 82 percent, Maguindanao, Sulu and Tawi-Tawi, respectively.

Source: Philippine Statistics Authority, Vital Statistics Division- Preliminary Results as of September 30, 2021

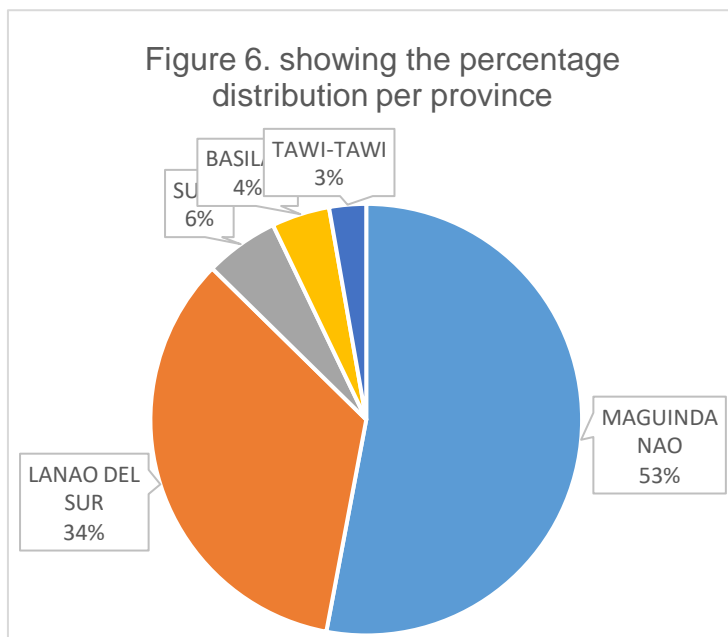
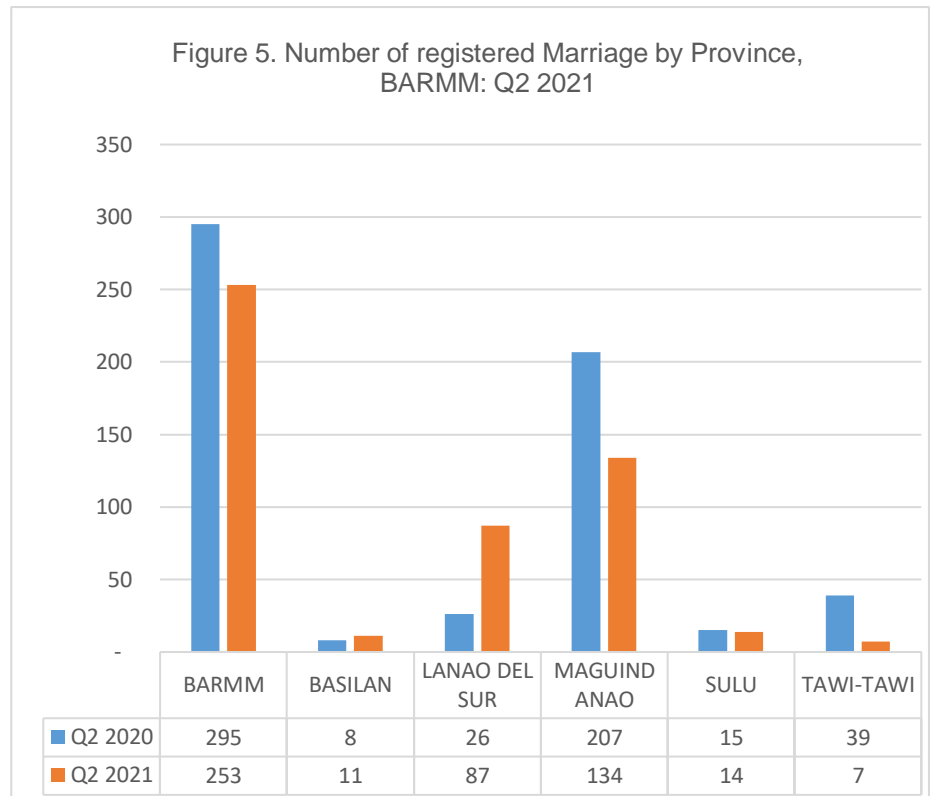


Figure 6 showing the percentage distribution per province, Maguindanao has the highest percentage of 53 percent followed by Lanao Del Sur with 34 percent. And the rest of the province got only 6 percent, 4 percent and 3 percent. Sulu, Tawi-tawi, and Basilan respectively.

Source: Philippine Statistics Authority, Vital Statistics Division- Preliminary Results as of September 30, 2021



Figure 7 Presents the number of registered Marriage in the cities of BARMM. Lamitan City recorded highest number of registered Marriage during the second quarter of 2021 with a total of 7. This was followed by Bongao with 6, Shariff Aguak 4, Jolo 3 and Marawi City got nothing.

Source: Philippine Statistics Authority, Vital Statistics Division- Preliminary Results as of September 30, 2021

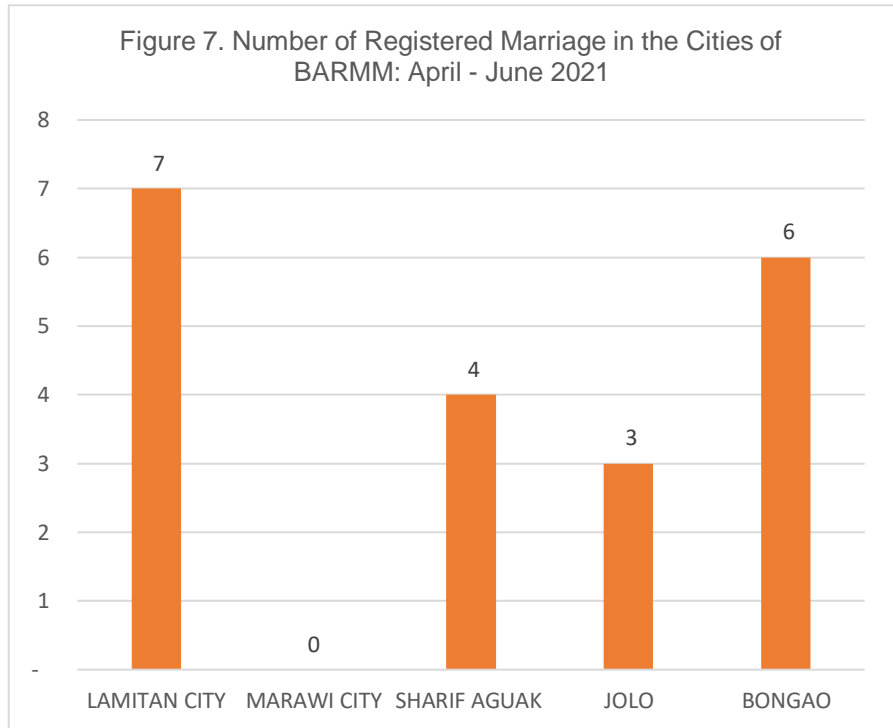


Figure 8. Top 5 Municipalities with Most Number of registered Marriage, BARMM: April - June 2021

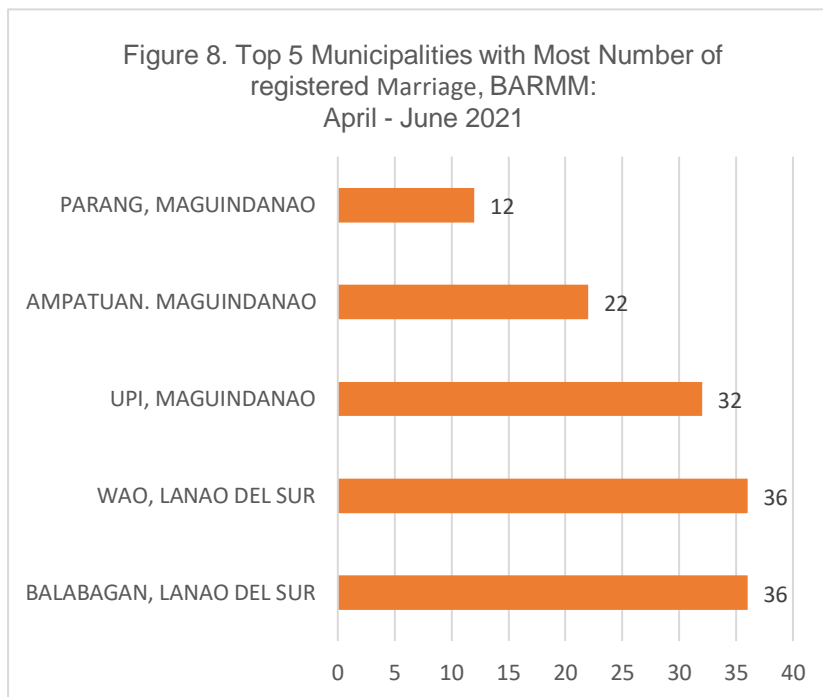


Figure 8 Shows the top 5 municipalities in BARMM with the most number of registered Marriage. The Municipality of Balabagan and Wao, Lanao Del Sur recorded the highest number of registered Marriage with a total of 36. This was followed by Upi, Maguindanao with 32 registered Marriage. Ampatuan, Maguindanao with 22 and Parang, Maguindanao with 12 registered Marriage.

Source: Philippine Statistics Authority, Vital Statistics Division- Preliminary Results as of September 30, 2021

ENGR. NASER S. USMAN
 OIC-Regional Director

NSU/RTI/ASAN



Carumba Building, Jupiter St. Rosary Heights 9, Cotabato City, Philippines 9600
 (064) 557-1541 / 552-3206 | psa.armm0912@gmail.com
 rssoarmm.psa.gov.ph