



بِسْمِ اللَّهِ الرَّحْمَنِ الرَّحِيمِ

Republic of the Philippines

**Philippine Statistics Authority**

BANGSAMORO Autonomous Region in Muslim Mindanao

# SPECIAL RELEASE

## BIRTH REGISTRATION STATISTICS, BARMM: Q2 2021

**Date of Release : 16 December 2021**

**Reference No. : 2021- 042**

Figure 1 indicates the number of registered Birth in Bangsamoro Autonomous Region in Muslim Mindanao for the period of Q2 2021. The number of Registered Birth in Q2 2020 reached 7,331 on Q2 2021 reached only 5,238 Decreased by 28.5 percent from 2020.

*Source: Philippine Statistics Authority, Vital Statistics Division-Preliminary Results as of September 30, 2021*

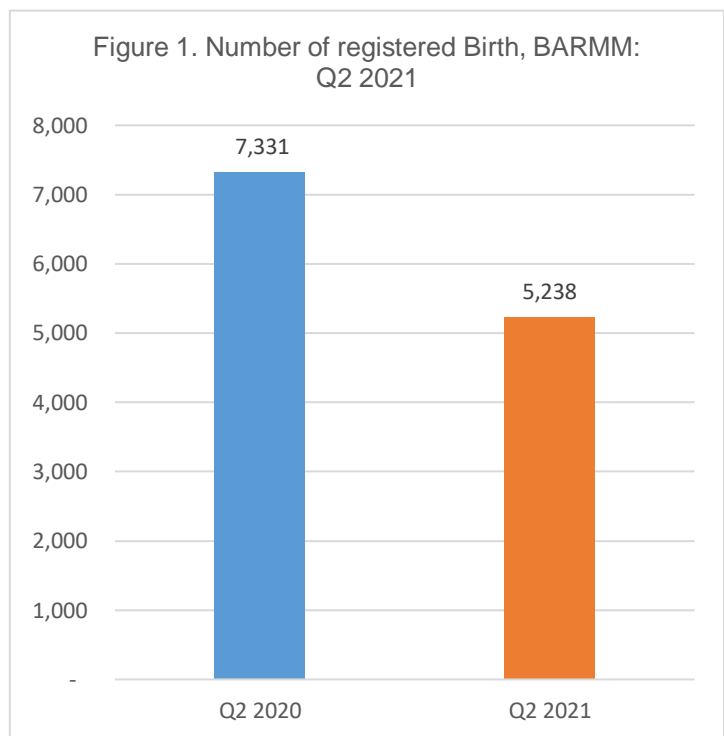


Figure 2. Percent distribution of the BARMM Q2 2021

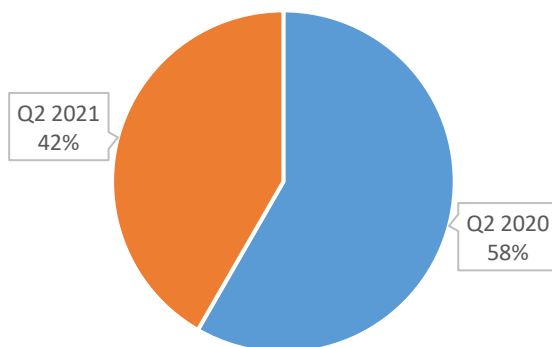


Figure 2 shows the percent distribution of BARMM Q2 2021, which is Q2 2020 with a rate of 58 percent, which decreased by Q1 2021 with 42 percent.

*Source: Philippine Statistics Authority, Vital Statistics Division-Preliminary Results as of September 30, 2021*



Carumba Building, Jupiter St. Rosary Heights 9, Cotabato City, Philippines 9600  
(064) 557-1541 / 552-3206 | psa.armm0912@gmail.com  
rsoarmm.psa.gov.ph

Figure 3 presents the number of registered Birth by Month; April is the highest number with 1,839 followed by May 1,825 and June 1,574. It decreased by 31.42 percent on June.

Source: Philippine Statistics Authority, Vital Statistics Division- Preliminary Results as of September 30, 2021

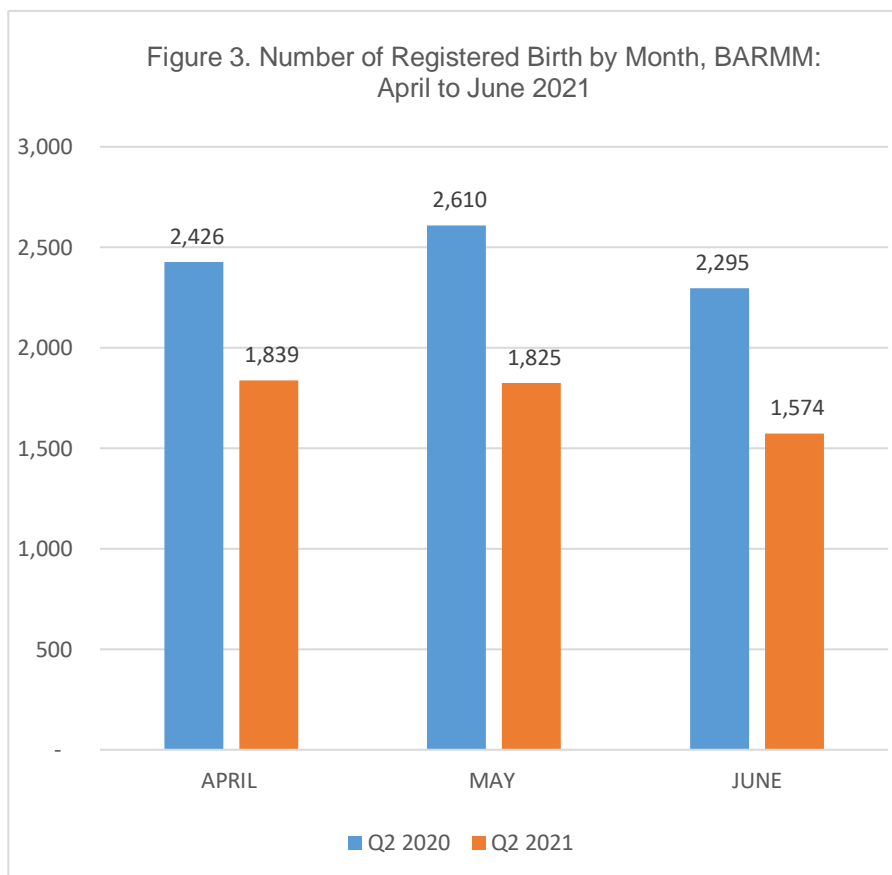


Figure 4. Showing the percentage distribution per month

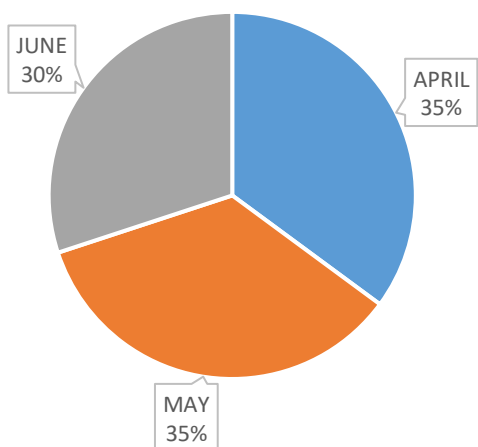


Figure 4 showing the percentage of the registered Birth for Q2 2021, Month of April and May has 35 percent and June 30 percent.

Source: Philippine Statistics Authority, Vital Statistics Division- Preliminary Results as of September 30, 2021



Figure 5 shows that the province of Maguindanao got the highest number of registered Birth with 3,166 and followed by Lanao Del Sur with 1,162. Other provinces decreased by 258, 499, and 153 for the province of Sulu, Basilan and Tawi-Tawi, respectively.

Source: Philippine Statistics Authority, Vital Statistics Division- Preliminary Results as of September 30, 2021

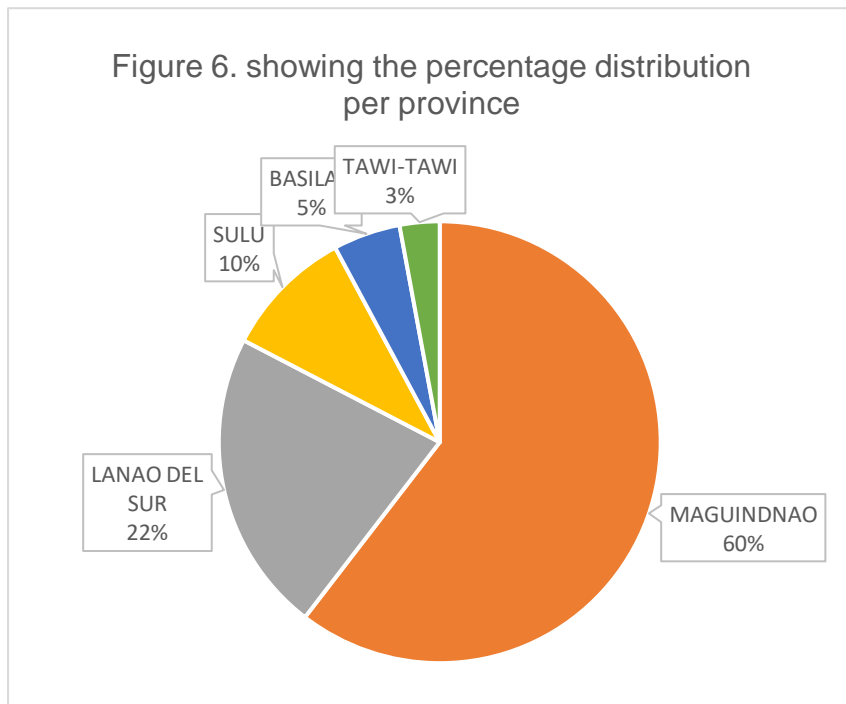
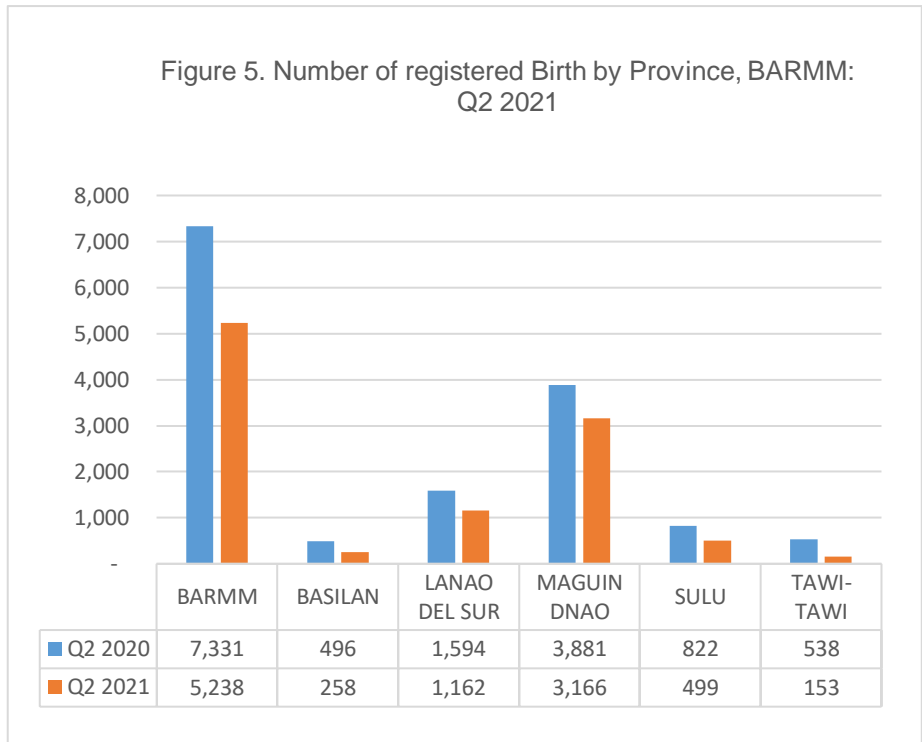


Figure 6 showing the percentage distribution per province, Maguindanao has the highest percentage of 60 percent followed by Lanao Del Sur with 22 percent. And the rest of the province got only 10 percent, 5 percent and 3 percent. Sulu, Basilan and Tawi-tawi, respectively.

Source: Philippine Statistics Authority, Vital Statistics Division- Preliminary Results as of September 30, 2021



Figure 7 Presents the number of registered Birth in the cities of BARMM. Marawi City recorded highest number of registered Birth during the second quarter of 2021 with a total of 291. This was followed by Jolo with 187, Sahariff Aguak with 97, Bongao 89 and Lamitan with 73.

Source: Philippine Statistics Authority, Vital Statistics Division-Preliminary Results as of September 30, 2021

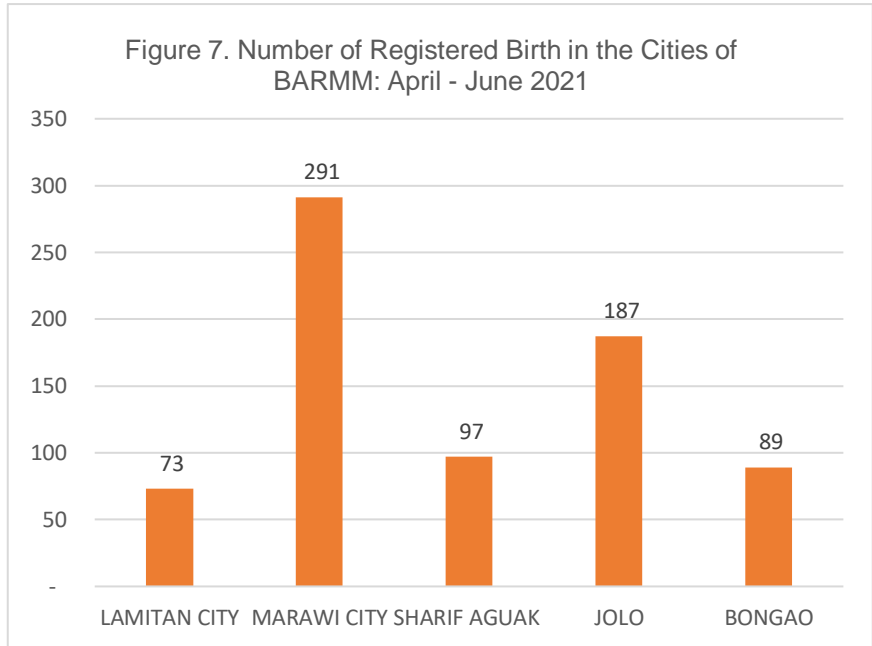


Figure 8. Top 5 Municipalities with Most Number of registered Birth, BARMM: April - June 2021

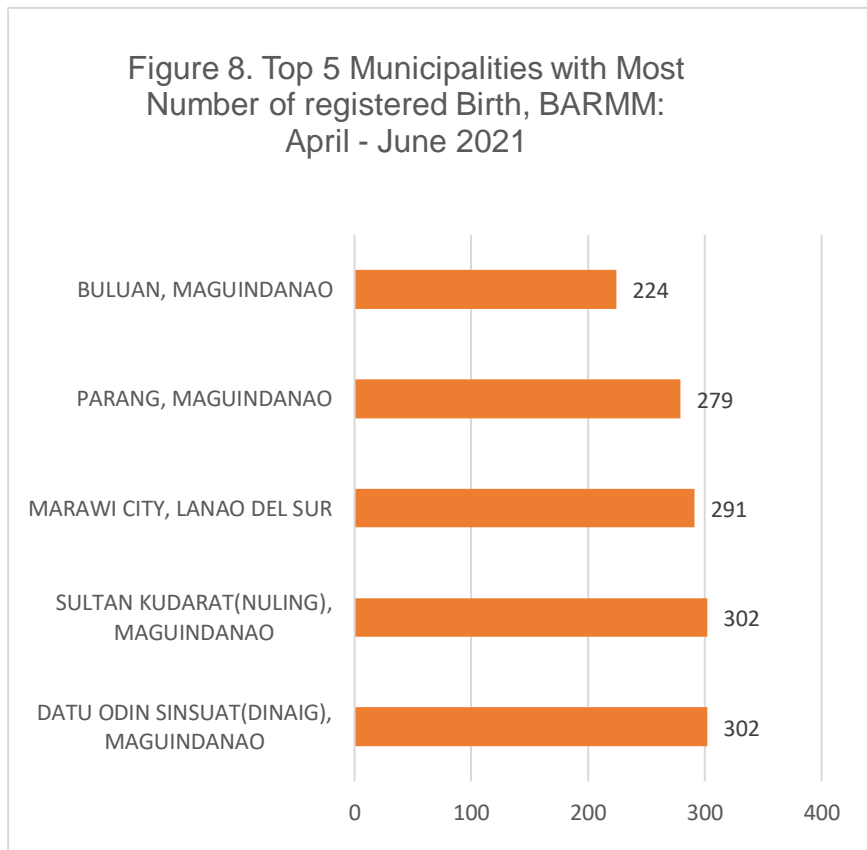


Figure 8 Shows the top 5 municipalities in BARMM with the most number of registered Birth. The Municipality of Datu Odin Sinsuat(Dinaig) and Sultan Kudarat(Nuling), Maguindanao recorded the highest number of registered Birth with a total of 302. This was followed by Marawi City, Lanao Del Sur with 291 registered Birth. Parang, Maguindanao with 279 and Buluan, MAGuindanao with 224 registered Birth.

Source: Philippine Statistics Authority, Vital Statistics Division-Preliminary Results as of September 30, 2021

**ENGR. NASER S. USMAN**  
 OIC-Regional Director

NSU/RTI/ASAN



Carumba Building, Jupiter St. Rosary Heights 9, Cotabato City, Philippines 9600  
 (064) 557-1541 / 552-3206 | psa.armm0912@gmail.com  
 rssoarmm.psa.gov.ph