



بِسْمِ اللَّهِ الرَّحْمَنِ الرَّحِيمِ

Republic of the Philippines

Philippine Statistics Authority

BANGSAMORO Autonomous Region in Muslim Mindanao

SPECIAL RELEASE

MARRIAGE REGISTRATION STATISTICS, BARMM: Q1 2021

Date of Release : 16 December 2021

Reference No. : 2021- 040

Figure 1 indicates the number of registered Birth in Bangsamoro Autonomous Region in Muslim Mindanao for the period of Q1 2021. The number of Registered Marriage in Q1 2020 reached 603 on Q1 2021 reached only 381, decreased by 39 percent from 2020.

Source: Philippine Statistics Authority, Vital Statistics Division-Preliminary Results as of September 30, 2021

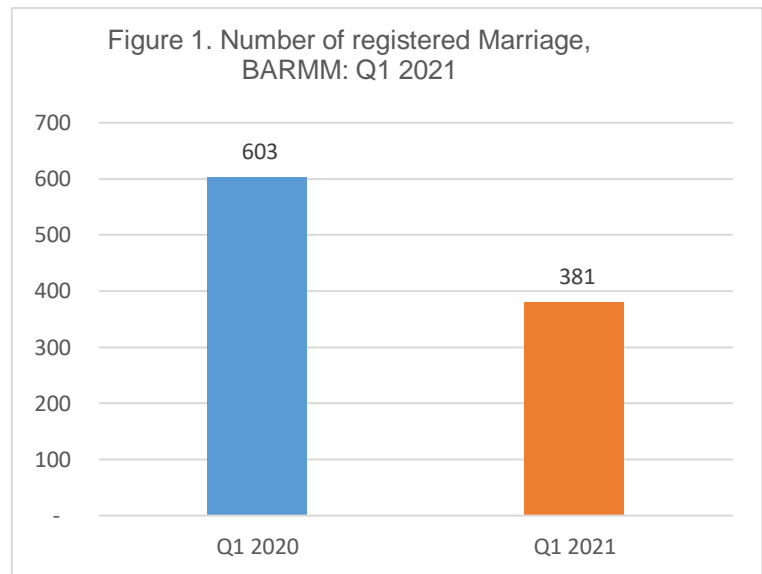


Figure 2. Percent distribution of the BARMM Q1 2021

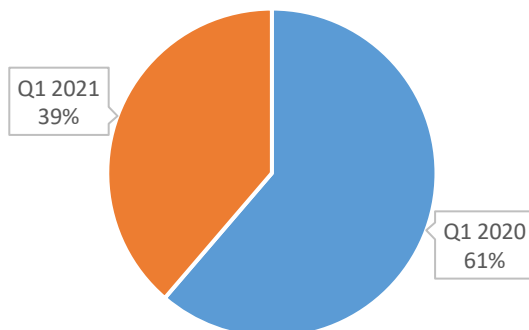


Figure 2 shows the percent distribution of BARMM Q1 2021, which is Q1 2020 with a rate of 61 percent, which decreased by 39 percent on Q1 2021.

Source: Philippine Statistics Authority, Vital Statistics Division-Preliminary Results as of September 30, 2021



Carumba Building, Jupiter St. Rosary Heights 9, Cotabato City, Philippines 9600
(064) 557-1541 / 552-3206 | psa.armm0912@gmail.com
rsoarmm.psa.gov.ph

Figure 3 presents the number of registered Marriage by Month, for the month of January posted 146, February 121 and on March 114. It decreased by 42 percent on January, 48 percent on February and 7 percent on march.

Source: Philippine Statistics Authority, Vital Statistics Division-Preliminary Results as of September 30, 2021

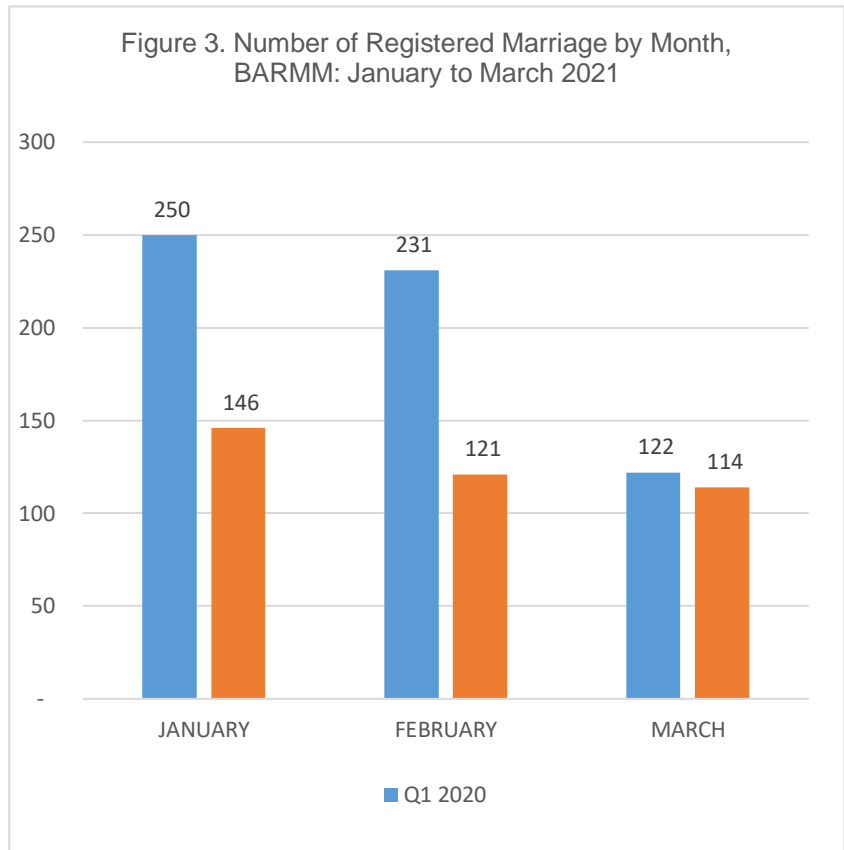


Figure 4. Showing the percentage distribution per month

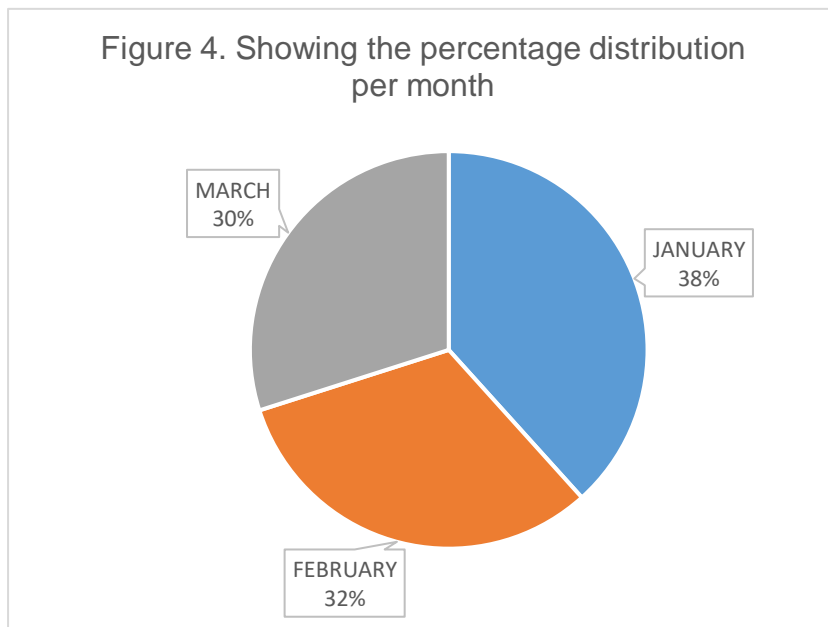


Figure 4 showing the percentage of the registered Marriage for Q1 2021, Month of January has 38 percent, February 32 percent and March 30 percent.

Source: Philippine Statistics Authority, Vital Statistics Division-Preliminary Results as of September 30, 2021



Figure 5 shows that the province of Maguindanao got the highest number of registered Marriage 188 and followed by Lanao Del Sur with 101. Other provinces decreased with a rate of Sulu 21 percent, Basilan 56 percent, and Tawi-Tawi 44 percent.

Source: Philippine Statistics Authority, Vital Statistics Division- Preliminary Results as of September 30, 2021

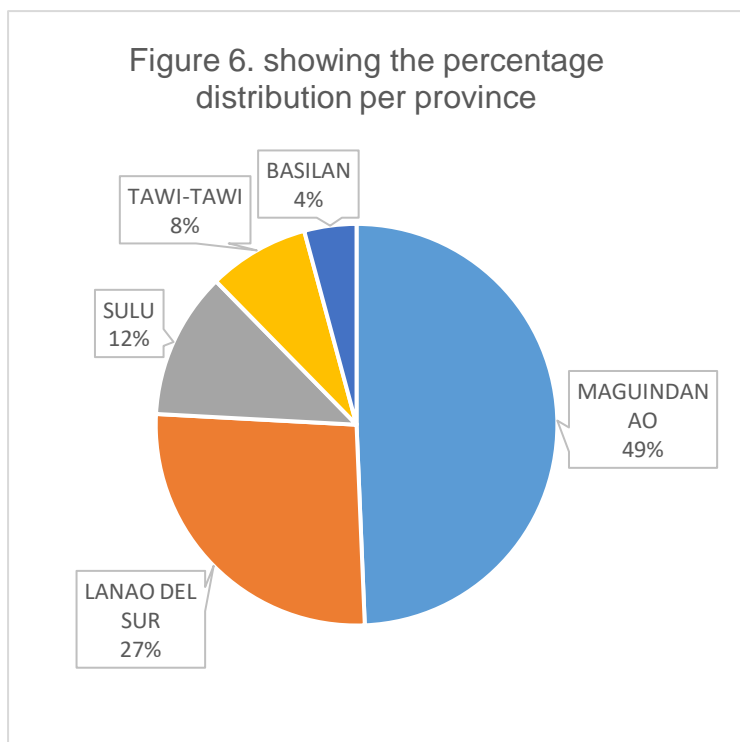
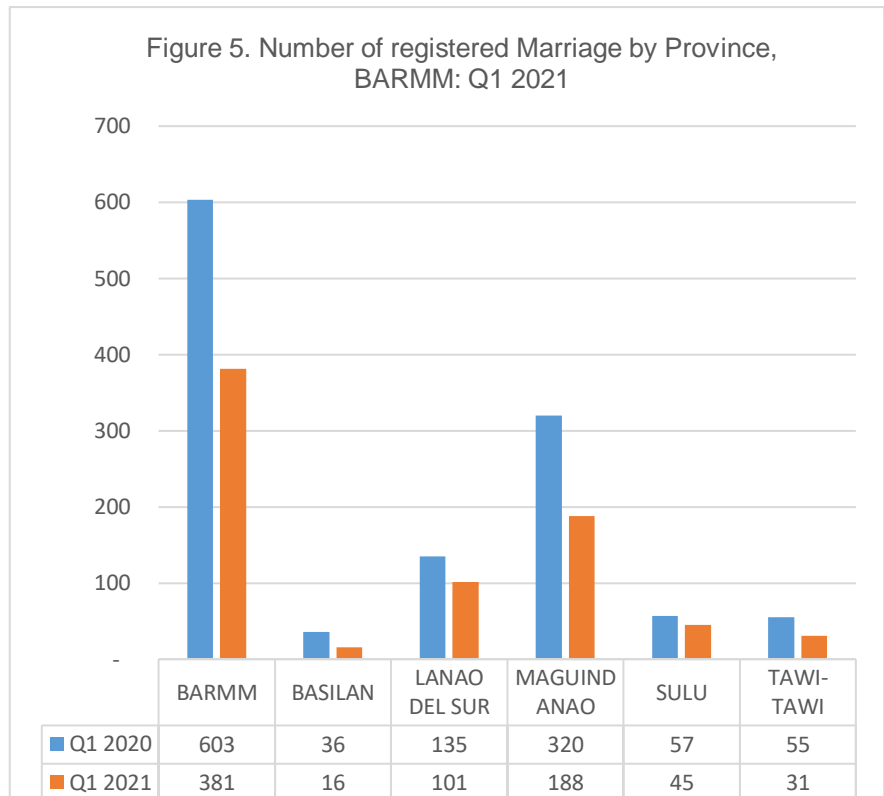


Figure 6 showing the percentage distribution per province, Maguindanao has the highest percentage of 49 percent followed by Lanao Del Sur with 27 percent. And the rest of the province got only 12 percent, 8 percent and 4 percent. Sulu, Tawi-tawi, and Basilan respectively.

Source: Philippine Statistics Authority, Vital Statistics Division- Preliminary Results as of September 30, 2021



Figure 7 Presents the number of registered Marriage in the cities of BARMM. Jolo recorded highest number of registered Marriage during the first quarter of 2021 with a total of 18. This was followed by Shariff Aguak with 12, Bongao and Lamitan City has same registered with 6 and no registered for Marawi City.

Source: Philippine Statistics Authority, Vital Statistics Division-Preliminary Results as of September 30, 2021

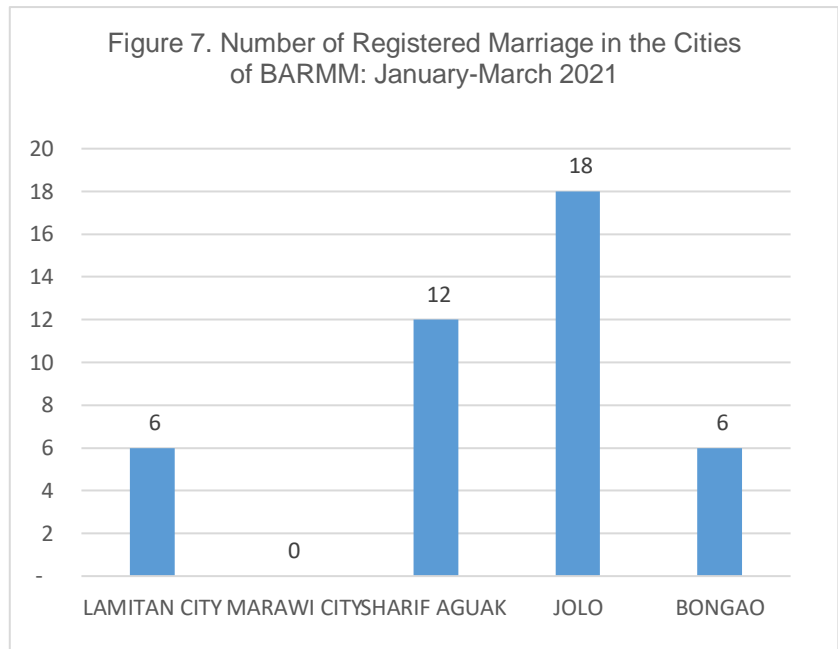


Figure 8. Top 5 Municipalities with Most Number of registered Marriage, BARMM: January-March 2021

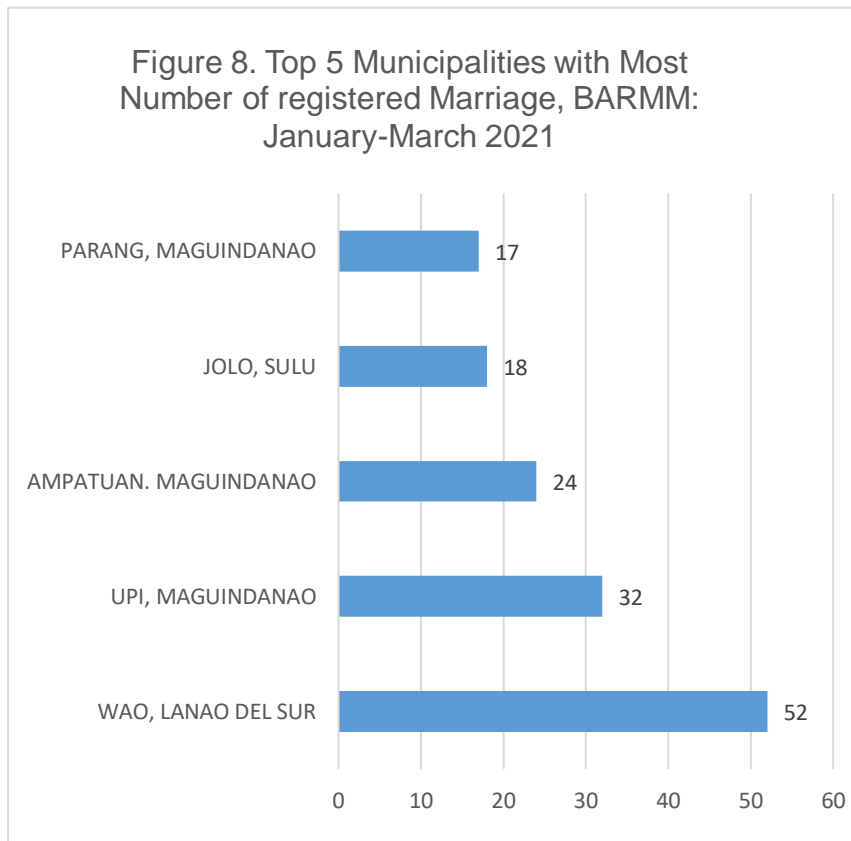


Figure 8 Shows the top 5 municipalities in BARMM with the most number of registered Marriage. The Municipality of Wao, Lanao Del Sur recorded the highest number of registered Marriage with a total of 52 for the first quarter of 2021. This was followed by Upi, Maguindanao with 32 registered Marriage. Ampatuan, Maguindanao with 24, Jolo, Sulu 18 and Parang, Maguindanao with the lowest number with 17.

Source: Philippine Statistics Authority, Vital Statistics Division-Preliminary Results as of September 30, 2021

ENGR. NASER S. USMAN
 OIC-Regional Director

NSU/RTI/ASAN



Carumba Building, Jupiter St. Rosary Heights 9, Cotabato City, Philippines 9600
 (064) 557-1541 / 552-3206 | psa.armm0912@gmail.com
 rssoarmm.psa.gov.ph