



بِسْمِ اللَّهِ الرَّحْمَنِ الرَّحِيمِ

Republic of the Philippines

Philippine Statistics Authority

BANGSAMORO Autonomous Region in Muslim Mindanao

SPECIAL RELEASE

BIRTH REGISTRATION STATISTICS, BARMM: Q1 2021

Date of Release : 16 December 2021

Reference No. : 2021- 039

Figure 1 indicates the number of registered Birth in Bangsamoro Autonomous Region in Muslim Mindanao for the period of Q1 2021. The number of Registered Birth in Q1 2020 reached 8,479 on Q1 2021 reached only 5,900, decreased by 30 percent from 2020.

Source: Philippine Statistics Authority, Vital Statistics Division-Preliminary Results as of September 30, 2021

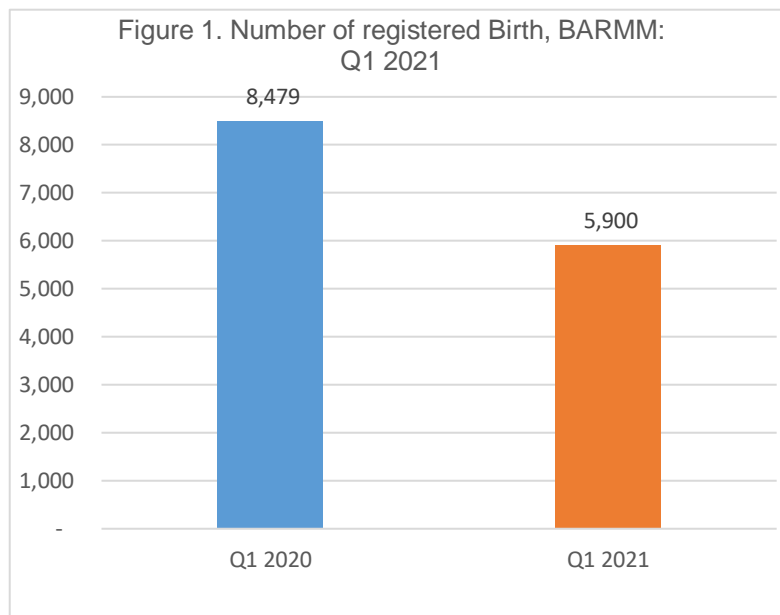


Figure 2. Percent distribution of the BARMM Q1 2021

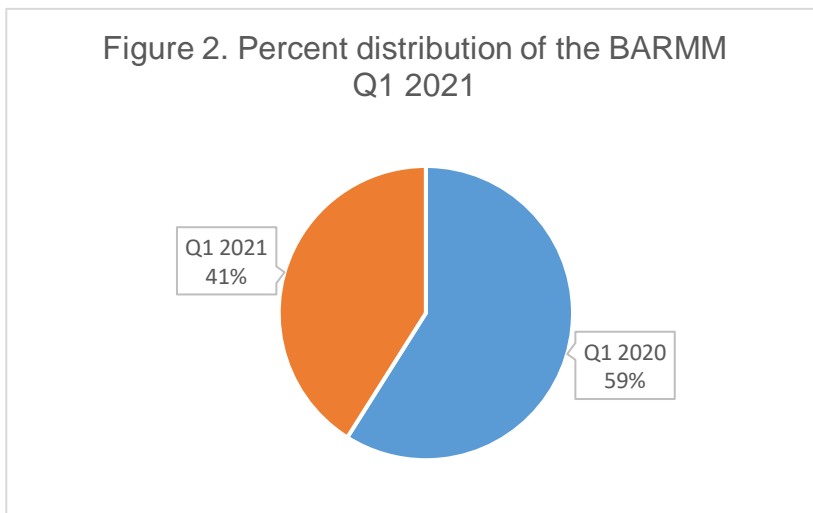


Figure 2 shows the percent distribution of BARMM Q1 2021, which is Q1 2020 with a rate of 59 percent, which decreased by Q1 2021 with 41 percent.

Source: Philippine Statistics Authority, Vital Statistics Division-Preliminary Results as of September 30, 2021



Carumba Building, Jupiter St. Rosary Heights 9, Cotabato City, Philippines 9600
(064) 557-1541 / 552-3206 | psa.armm0912@gmail.com
rsoarrrrr.psa.gov.ph

Figure 3 presents the number of registered Birth by Month, for the month of January and March posted the same numbers 2,061, while on February is only 1,778. It decreased by 32 percent on January, 36 percent on February and 24 percent on March.

Source: Philippine Statistics Authority, Vital Statistics Division-Preliminary Results as of September 30, 2021

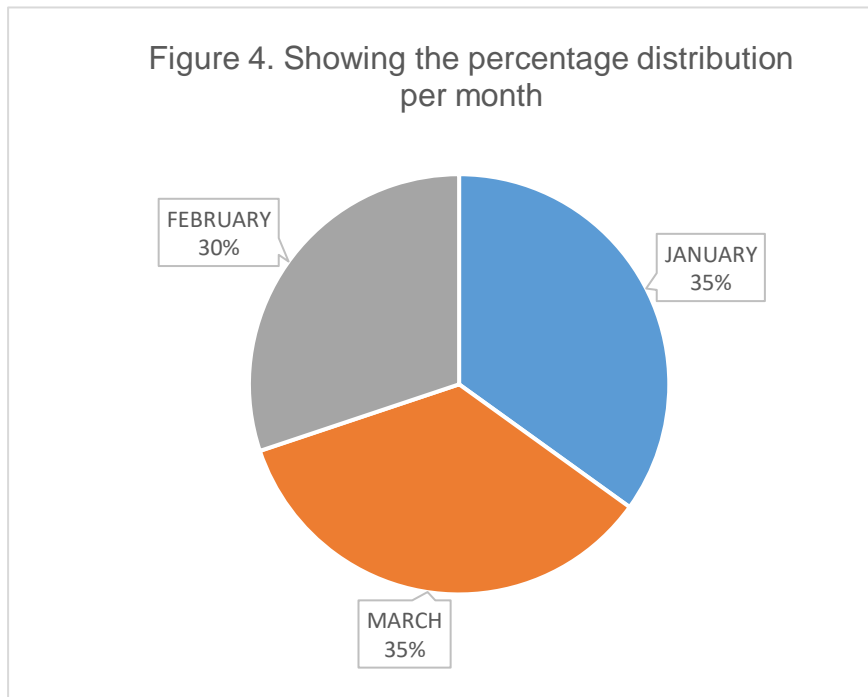
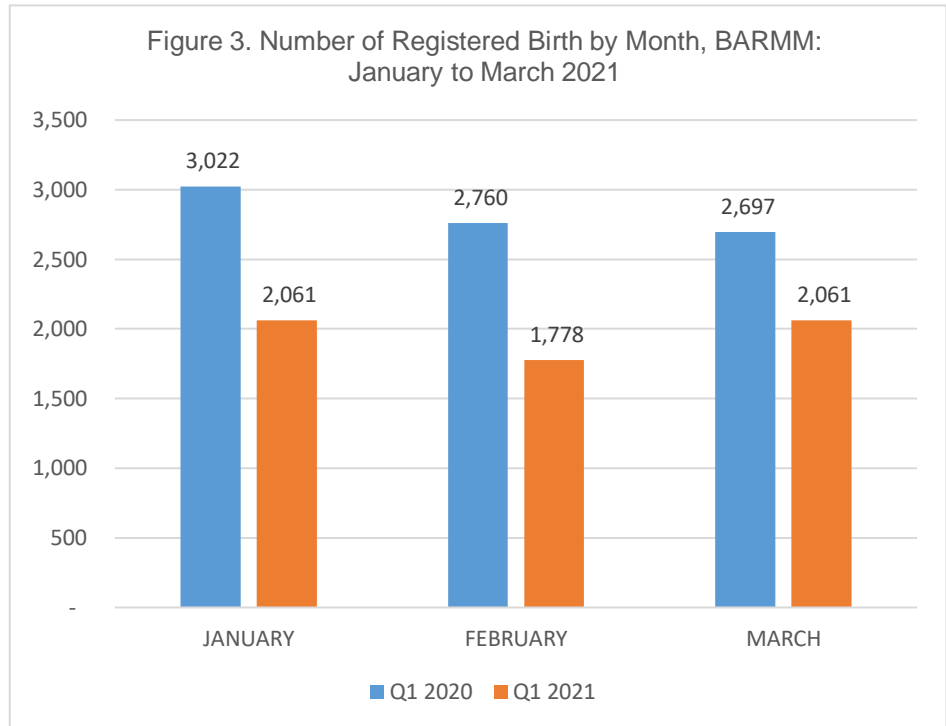


Figure 4 showing the percentage of the registered Birth for Q1 2021, Month of January and March had the same of 35 percent and February is 30 percent.

Source: Philippine Statistics Authority, Vital Statistics Division-Preliminary Results as of September 30, 2021



Figure 5. Number of registered Birth by Province, BARMM: Q1 2021

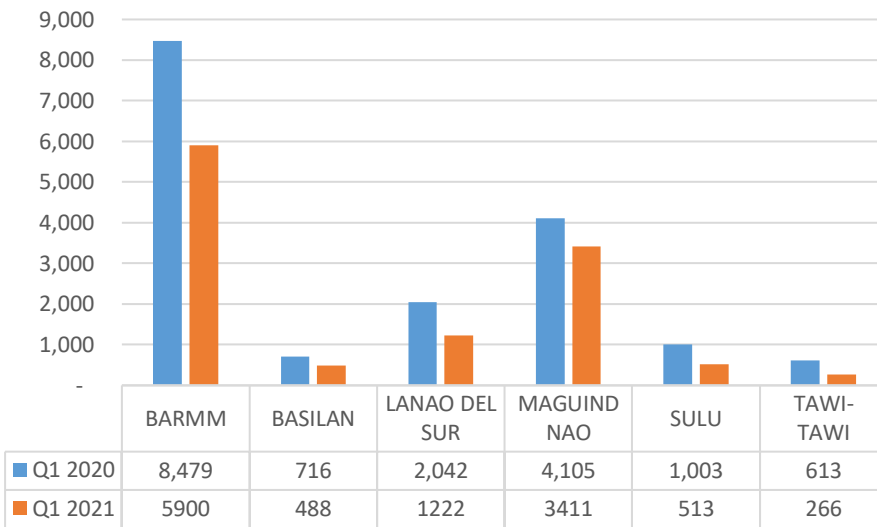


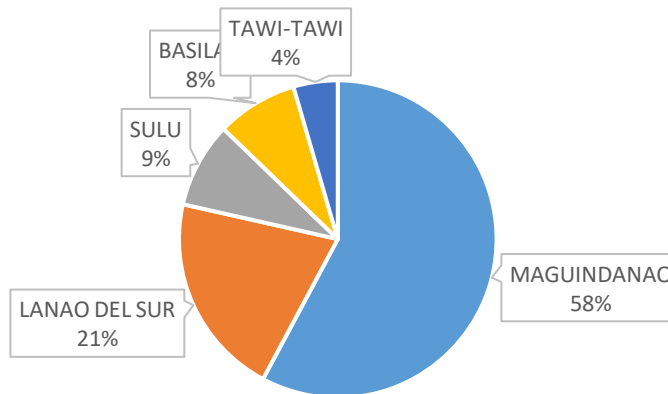
Figure 5 shows that the province of Maguindanao got the highest number of registered Birth. 3,411 and followed by Lanao Del Sur with 1,222. Other provinces decreased with a rate of Sulu 48.85 percent, Basilan 31.84 percent, and Tawi-Tawi 30.42 percent.

Source: Philippine Statistics Authority, Vital Statistics Division-Preliminary Results as of September 30, 2021

Figure 6 showing the percentage distribution per province, Maguindanao has the highest percentage of 58 percent followed by Lanao Del Sur with 21 percent. And the rest of the province got only 9 percent, 8 percent and 4 percent. Sulu, Basilan and Tawi-tawi, respectively.

Source: Philippine Statistics Authority, Vital Statistics Division-Preliminary Results as of September 30, 2021

Figure 6. showing the percentage distribution per province



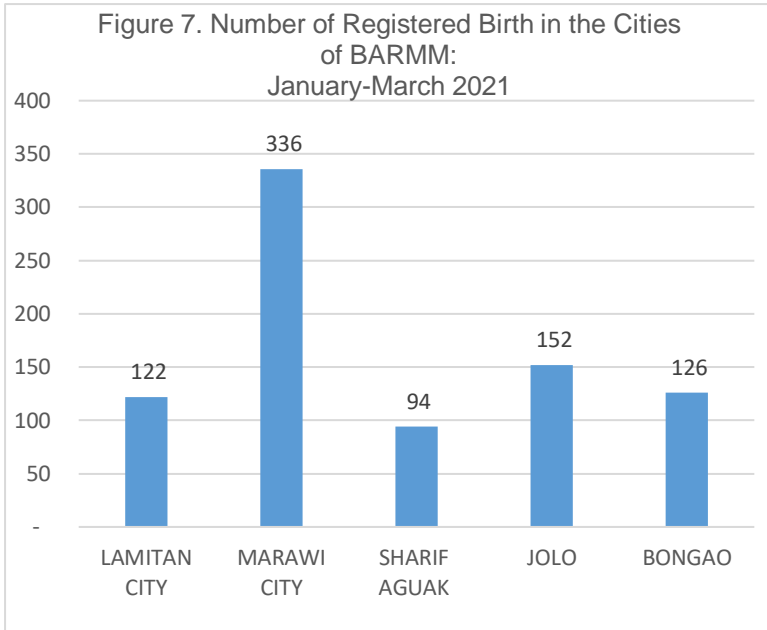
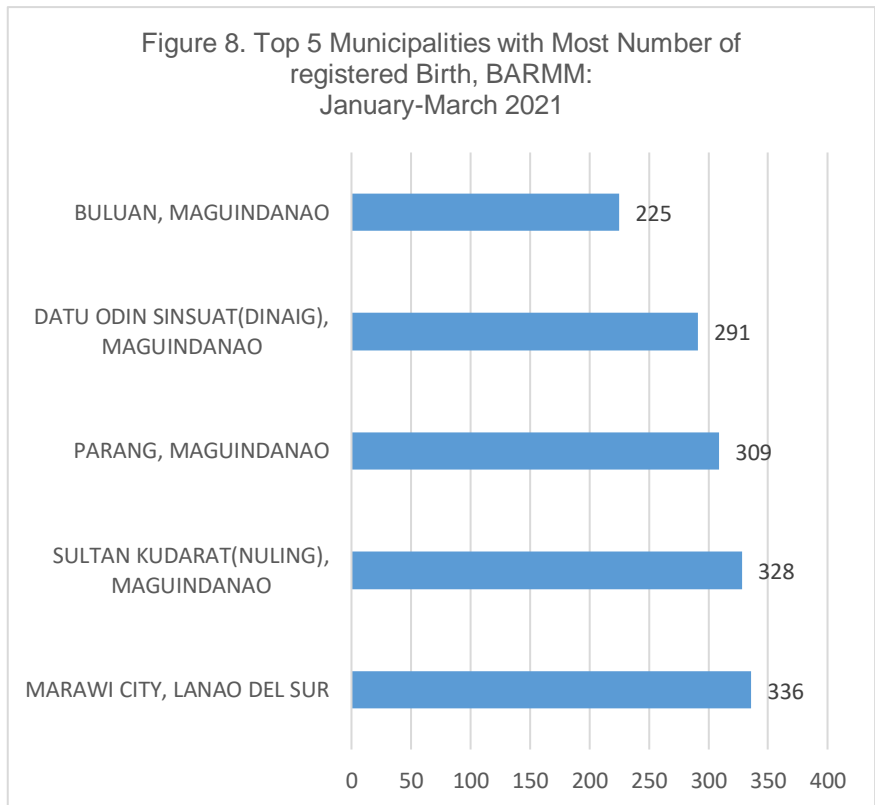


Figure 7 Presents the number of registered Birth in the cities of BARMM. Marawi City recorded highest number of registered Birth during the first quarter of 2021 with a total of 336.

This was followed by Jolo with 152, Bongao with 126, Lamitan with 122 and Shariff Aguak with the lowest number of registered Birth with 94.

Source: Philippine Statistics Authority, Vital Statistics Division-Preliminary Results as of September 30, 2021

Figure 8 Shows the top 5 municipalities in BARMM with the most number of registered Birth. The Municipality of Marawi City, Lanao Del Sur recorded the highest number of registered Birth with a total of 336. This was followed by Sultan Kudarat(Nuling), Maguindanao with 328 registered Birth. Parang, Maguindanao with 309, Datu Odin Sinsuat(Dinaig), maguindanao with 291 and Buluan, MAGuindanao with 225 registered Birth.



Source: Philippine Statistics Authority, Vital Statistics Division-Preliminary Results as of September 30, 2021

ENGR. NASER S. USMAN
 OIC-Regional Director

NSU/RTI/ASAN



Carumba Building, Jupiter St. Rosary Heights 9, Cotabato City, Philippines 9600
 (064) 557-1541 / 552-3206 | psa.armm0912@gmail.com
 rsoarmm.psa.gov.ph