



بِسْمِ اللَّهِ الرَّحْمَنِ الرَّحِيمِ

Republic of the Philippines

Philippine Statistics Authority

BANGSAMORO Autonomous Region in Muslim Mindanao

SPECIAL RELEASE

DEATH REGISTRATION STATISTICS, BARMM: Q1 2021

Date of Release: 16 December 2021

Reference No. : 2021-038

Figure 1 indicates the number of registered Deaths in Bangsamoro Autonomous Region in Muslim Mindanao for the period January to March 2021 and the same period in 2020. For the period under review, the total registered deaths reached 1,339 in 2021 or 16 percent increased from 1,150 registered deaths in the same period in 2020.

Source: Philippine Statistics Authority, Vital Statistics Division-Preliminary Results as of September 30, 2021

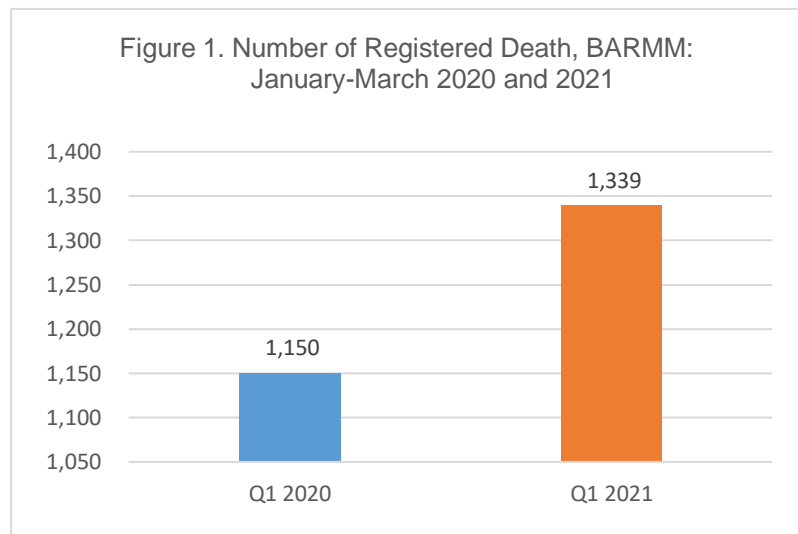


Figure 2. Percent distribution of the BARMM Q1 2021

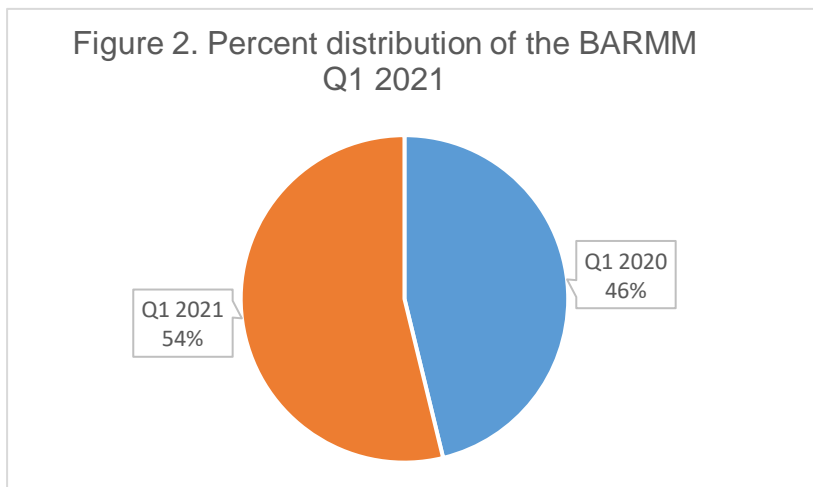


Figure 2 shows the percent distribution of BARMM Q1 2021, which is Q1 2020 with a rate of 46 percent, which increased by 54 percent on Q1 2021

Source: Philippine Statistics Authority, Vital Statistics Division-Preliminary Results as of September 30, 2021



Carumba Building, Jupiter St. Rosary Heights 9, Cotabato City, Philippines 9600
(064) 557-1541 / 552-3206 | psa.armm0912@gmail.com
rsoarmm.psa.gov.ph

Figure 3 . Number of Registered deaths by Month, BARMM: January - March 2021 and 2020

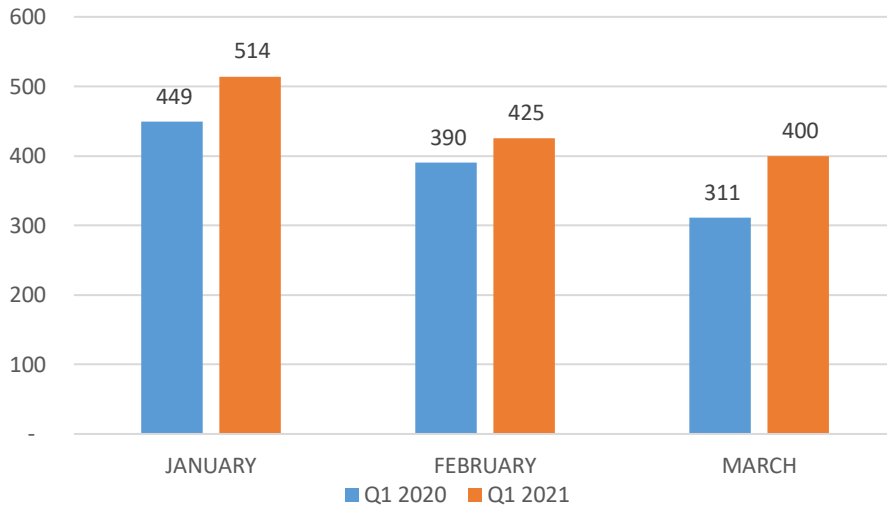
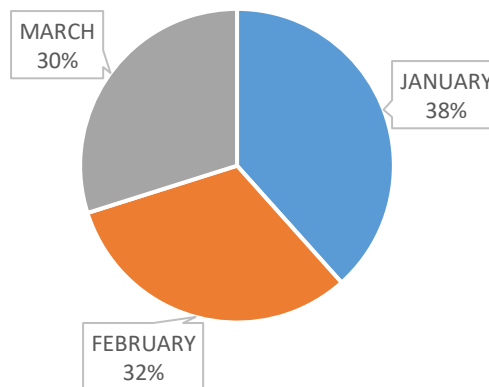


Figure 3 presents the number of registered Death by Month, it increased for the 3 consecutive month, January is 14.48 percent, February 8.97 percent, and for march is 28.62 percent.

Source: Philippine Statistics Authority, Vital Statistics Division-Preliminary Results as of September 30, 2021

Figure 4 showing the percentage of the registered Death for Q1 2021, Month of January has 38 percent, February 32 percent and March 30 percent.

Figure 4. Showing the percentage distribution per month



Source: Philippine Statistics Authority, Vital Statistics Division-Preliminary Results as of September 30, 2021



Figure 5. Number of Registered Deaths by province, BARMM: January - March 2021

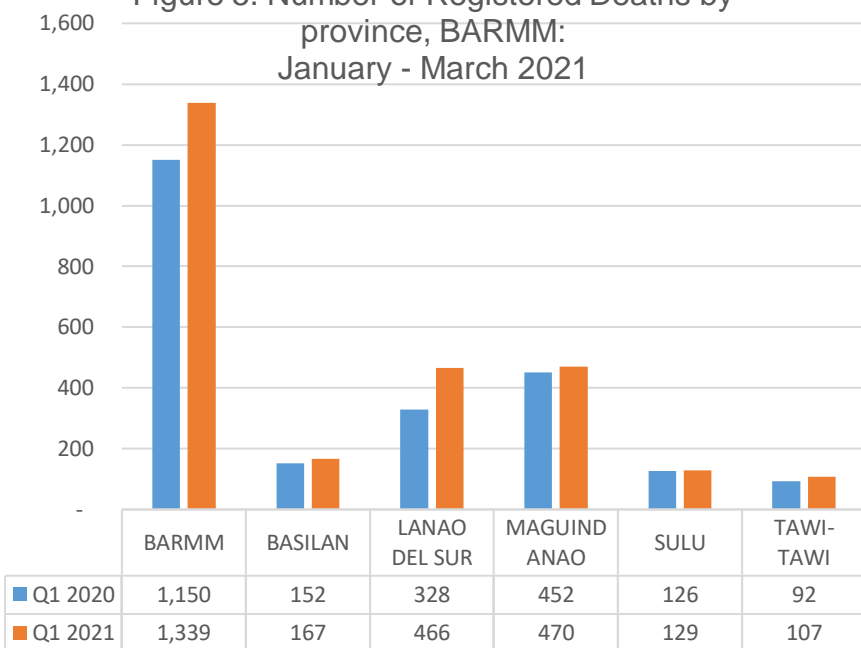
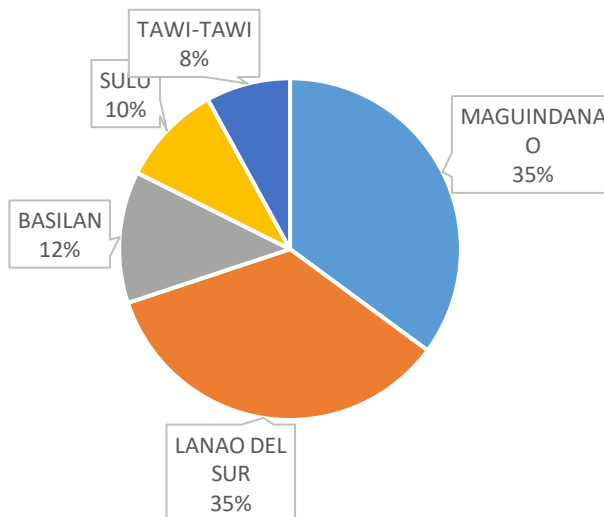


Figure 5 shows that the numbers of registered Deaths increased by 16.43 percent during the first quarter of 2021, that is from 1,150 in the first quarter of the previous year to 1,339 in the first quarter of 2021. All provinces increased by Basilan 10 percent, Lanao Del Sur 42 percent, Maguindanao 4 percent, Sulu 2.3 percent, and Tawi-Tawi 16 percent.

Source: Philippine Statistics Authority, Vital Statistics Division-Preliminary Results as of September 30, 2021

Figure 6 showing the percentage distribution per province, Maguindanao and Lanao Del Sur has the highest percentage of 35 percent. And 12 percent, 10 percent and 8 percent for Basilan, Sulu and Tawi-Tawi, respectively.

Figure 6. showing the percentage distribution per province



Source: Philippine Statistics Authority, Vital Statistics Division-Preliminary Results as of September 30, 2021



Figure 7 Presents the number of registered deaths in the cities of BARMM. Lamitan City recorded highest number of registered deaths during the first quarter of 2021 with a total of of 84. Followed by Marawi City with 80, Jolo with 44, Bongao with 39 and the Shariff Aguak with 11 only.

Source: Philippine Statistics Authority, Vital Statistics Division-Preliminary Results as of September 30, 2021

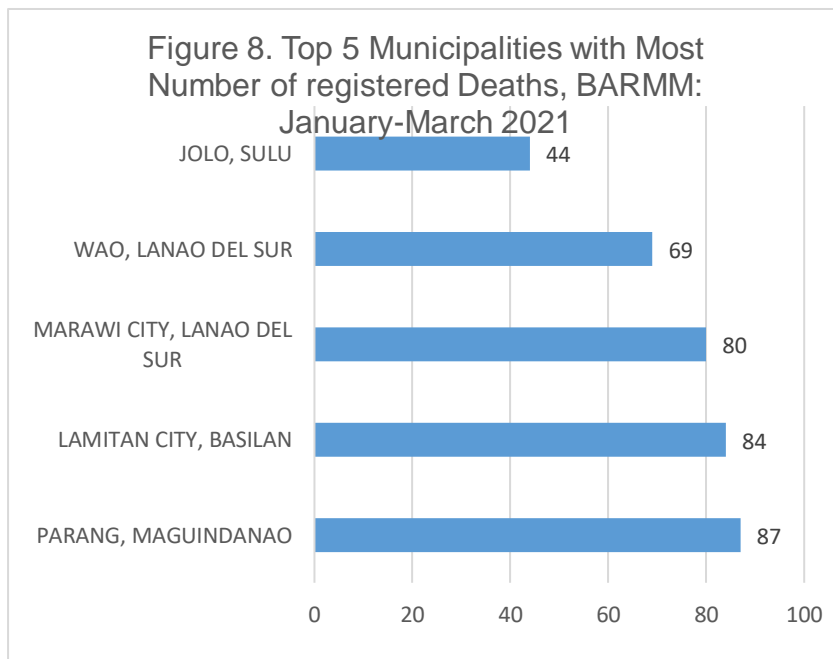
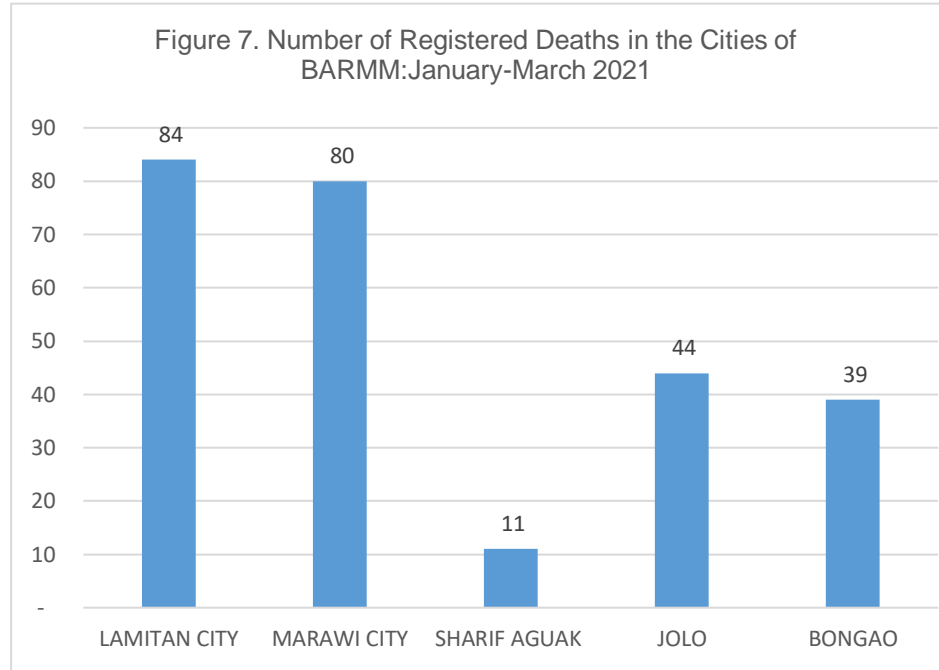


Figure 8 Shows the top 5 Municipalities in BARMM with the most number of registered deaths. The municipalities of Parang, Maguindanao recorded the highest number with a total of 87, followed by Lamitan City, Basilan with 84, Marawi City, Lanao Del sur with 80, Wao, Lanao Del sur with 69 and Jolo, Sulu with 44.

Source: Philippine Statistics Authority, Vital Statistics Division-Preliminary Results as of September 30, 2021

ENGR. NASER S. USMAN
 OIC-Regional Director

NSU/RTI/ASAN



Carumba Building, Jupiter St. Rosary Heights 9, Cotabato City, Philippines 9600
 (064) 557-1541 / 552-3206 | psa.armm0912@gmail.com
 rssoarmm.psa.gov.ph