

# ARMM INFLATION RATES

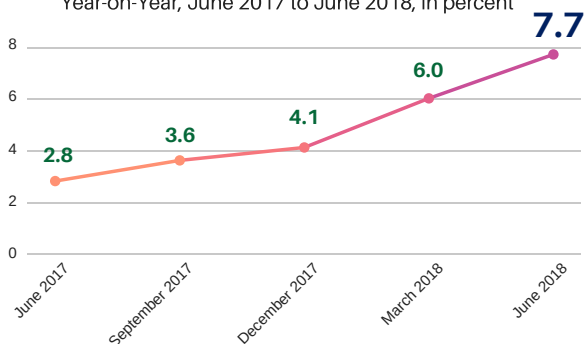
## JUNE 2018

BASE YEAR

2012=100

### Headline Inflation Rates in ARMM, All Items

Year-on-Year, June 2017 to June 2018, in percent

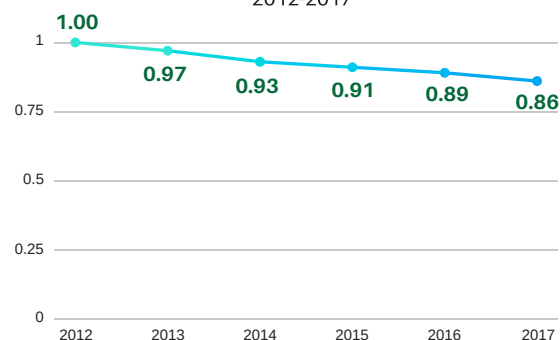


# 7.7

Percentage Change from June 2017 to June 2018

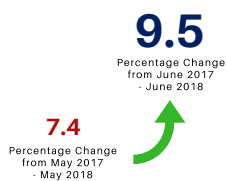
### Purchasing Power of Peso in ARMM

2012-2017

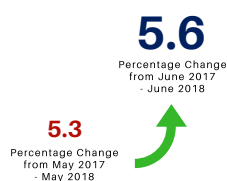


## Headline Inflation Rates in ARMM by Commodity Group (June 2018)

#### Food and Non-Alcoholic Beverages



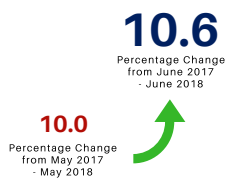
#### Furnishing, Household Equipment and Routine and Maintenance of the House



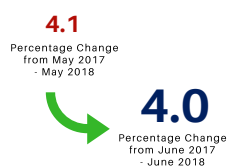
#### Recreation and Culture



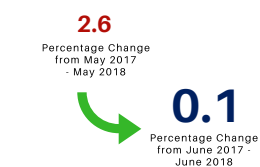
#### Alcoholic Beverages and Tobacco



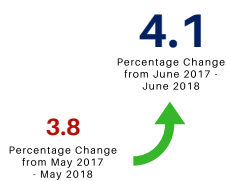
#### Health



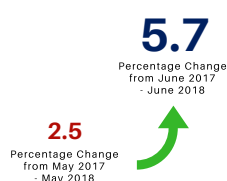
#### Education



#### Clothing and Footwear



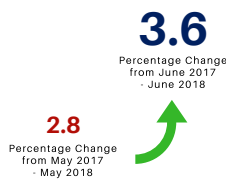
#### Transport



#### Restaurant, Miscellaneous, Goods and Services



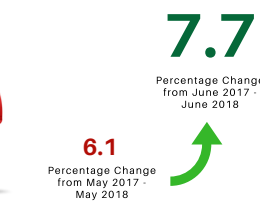
#### Housing, Water, Electricity, Gas, and Other Fuels



#### Communication



#### All Items



### TECHNICAL DEFINITIONS:

#### Consumer Price Index (CPI)

- is an indicator of the change in the average retail prices of a fixed basket of goods and services commonly purchased by households relative to a base year.

#### Headline Inflation

- refers to the rate of change in the CPI, a measure of the average of a standard "basket" of goods and services consumed by a typical family.

#### Year-on-Year Inflation

- refers to the comparison of change of one month to the same month of the previous year.

#### Inflation Rate

- is the rate of change of the CPI expressed in percent. Inflation is interpreted in terms of declining purchasing power of money.

#### Purchasing Power of the Peso

- shows how much the peso in the base period is worth in the current period. It is computed as the reciprocal of the CPI for the period under review multiplied by 100.

Source of Basic Data : Survey of Retail Prices of Commodities for the generation of Consumer Price Index  
Philippine Statistics Authority