



بِسْمِ اللَّهِ الرَّحْمَنِ الرَّحِيمِ

REPUBLIC OF THE PHILIPPINES

**PHILIPPINE STATISTICS AUTHORITY**

BASILAN

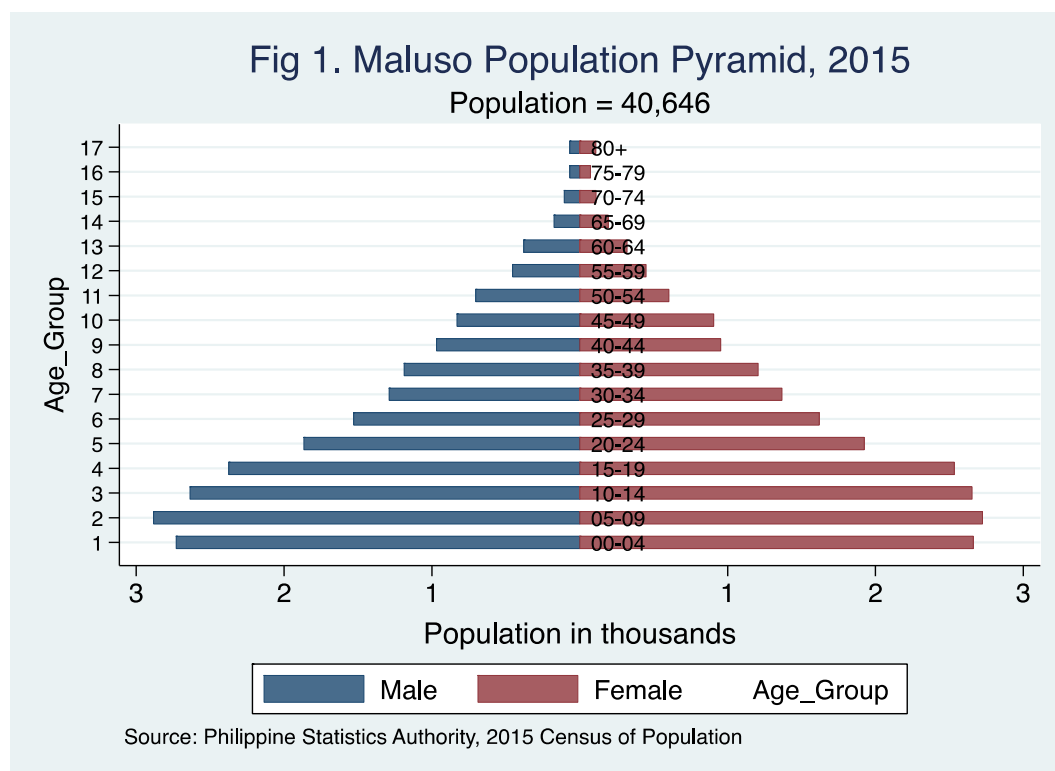
# SPECIAL RELEASE

## Age and Sex Structure of Maluso Municipality (Based on the Results of 2015 Census of Population)

Date of Release : **24 August 2018**  
Reference No. : **2018-034**

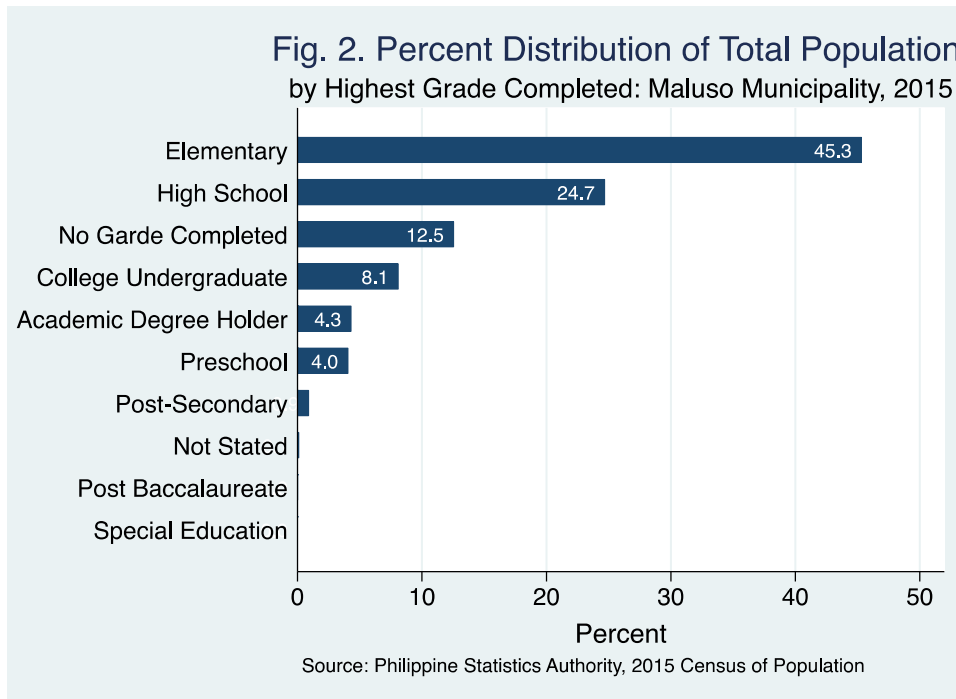
### Population reached 40,646 persons

Maluso is a 4<sup>th</sup> class municipality with 20 barangays in the province of Basilan. Based on the results of the 2015 Census of Population (POPCEN), the population of Maluso reached 40,646 as of August 01, 2015. About 49.8 percent of the population are males and 50.2 percent are females. Figure 1 shows that the population of Maluso is thicker at the younger age groups.



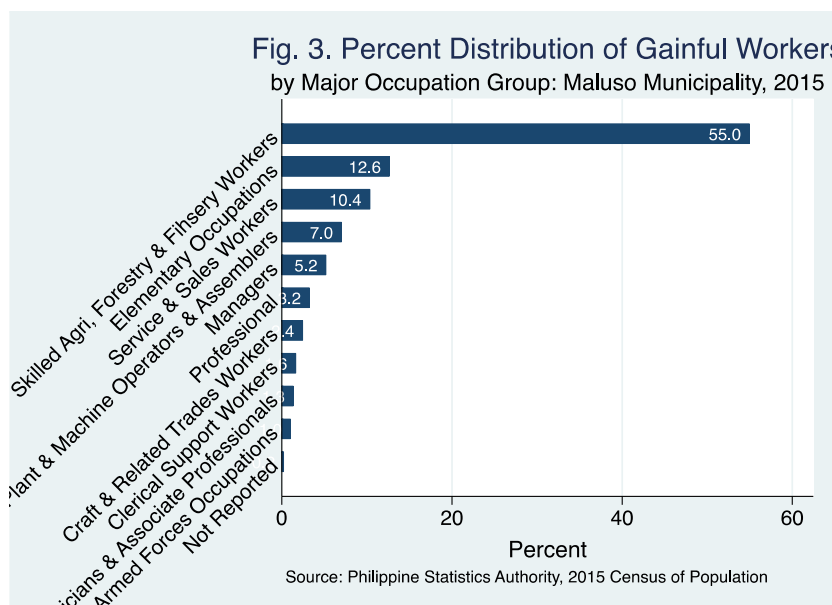
### Almost half completed elementary level only

Almost half or 45.3 percent of the total population age 5 years old and over reached and/or completed elementary level as their highest educational attainment, while 24.7 percent completed high school and 8.1 percent reached college undergraduate. On the other hand, about 12.5 percent had no grade completed.



### Majority of the gainful workers are in agriculture sector

Skilled agriculture, forestry and fishery workers comprised the largest composition (55.0 percent) of the major occupational groups of the gainful workers in Maluso. This is followed by those in elementary occupations (12.6 percent), and service and sales workers (10.4 percent).



## Sex ratio stands at 99 males in 100 females

The household population of Maluso is 49.8 percent male and 50.2 percent female. This resulted to a sex ratio of 99:100, which implies that for every 100 females in the municipality, there are about 99 males.

## Children age 5-9 years old comprised the largest age group

Children age 5-9 years old is the largest age group in Maluso comprising about 13.8 percent of the municipality's household population. This is followed by the age groups 10-14 years old and 1-4 years old with corresponding population distribution of 13.0 percent and 11.1 percent.

Table 1. Distribution of Household Population by Age-Group and by Sex, Maluso Municipality: 2015

Age-Group	Sex		Total
	Male	Female	
<b>All ages</b>	<b>20,243</b>	<b>20,403</b>	<b>40,646</b>
Under 1	426	452	878
1 – 4	2,303	2,210	4,513
5 – 9	2,882	2,723	5,605
10 – 14	2,636	2,653	5,289
15 – 19	2,374	2,533	4,907
20 – 24	1,866	1,924	3,790
25 – 29	1,529	1,619	3,148
30 – 34	1,290	1,367	2,657
35 – 39	1,188	1,207	2,395
40 – 44	969	953	1,922
45 – 49	831	906	1,737
50 – 54	703	603	1,306
55 – 59	454	449	903
60 – 64	379	320	699
65 – 69	174	193	367
70 – 74	105	110	215
75 – 79	67	72	139
80 and over	67	109	176
0 – 14 years old	8,247	8,038	16,285
15 – 64 years old	11,583	11,881	23,464
18 years and over	10,474	10,813	21,287
60 years and over	792	804	1,596
65 years and over	413	484	897

Source: Philippine Statistics Authority, POPCEN 2015

### More than half of the population can vote

More than half or 52.4 percent of the household population in Maluso are 18 years old and over and are qualified to vote. Of this voting age population (VAP), 49.2 percent are males and 50.8 percent are females.

### Three in 100 persons are senior citizens

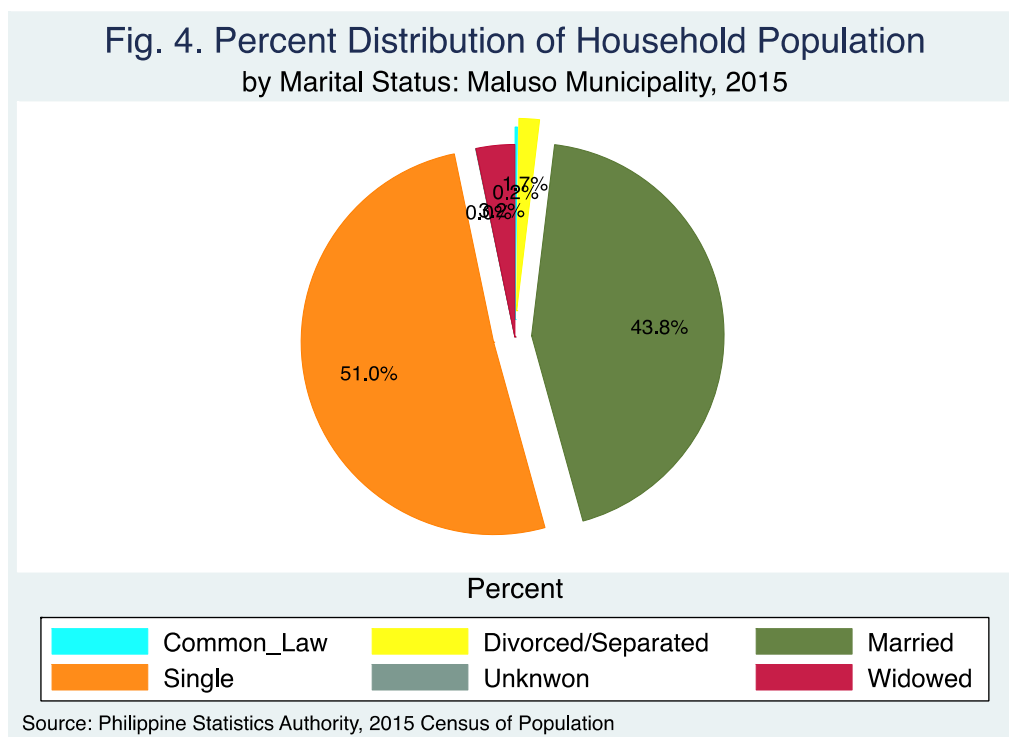
Senior citizens are the persons who are 60 years old and over. In Maluso, 3.9 percent of the household population belong to this age group of which 49.6 percent are males and 50.4 percent females.

### Dependency ratio stands at 73:100 workers

The young dependents (age 0-14 years old) and old dependents (65 years old and over) comprised 40.1 percent and 2.2 percent of the household population, respectively, while the working-age population (15-64 years old) comprised 57.7 percent. This resulted to a dependency ratio of 73:100 workers. This means that for every 100 workers in Maluso, there are 73 dependents of which 69 are young and 4 are old.

### More than half of the population are single

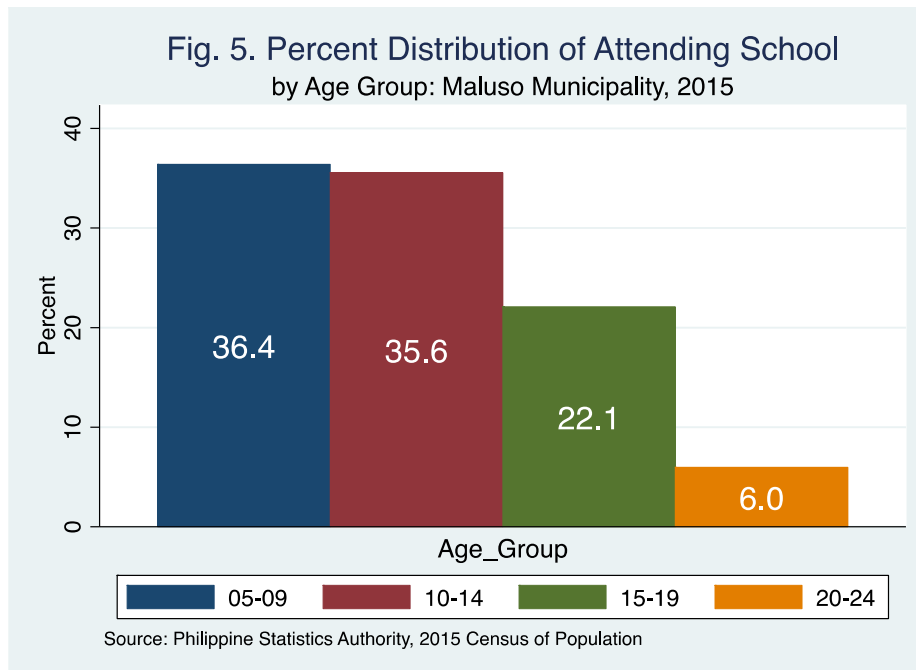
More than half or 51.0 percent of the household population 10 years old and over are single or never married, while 43.8 percent are married.



### Attendance rate is highest among young population

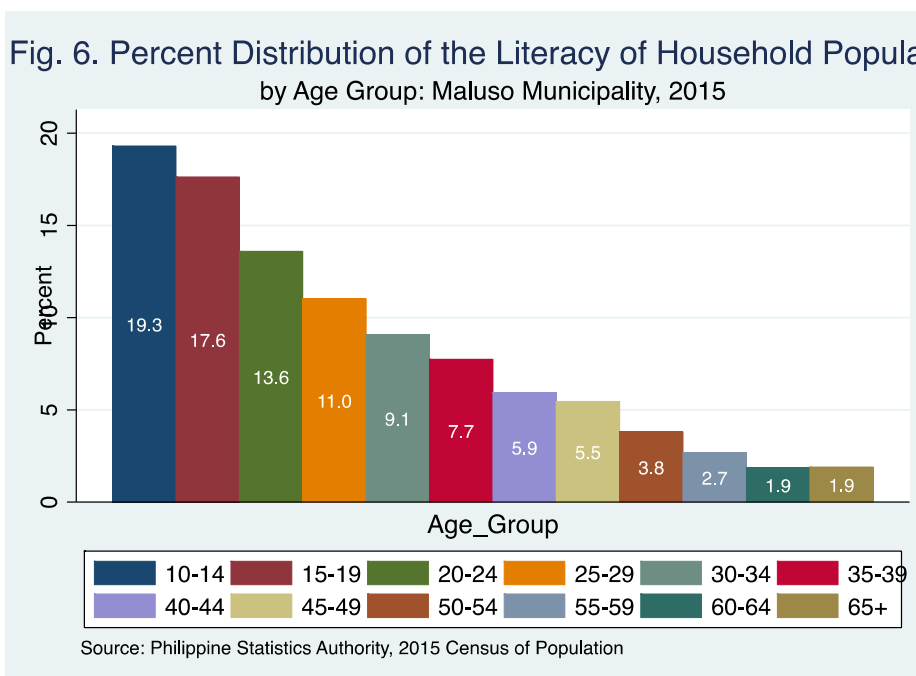
Household population age 5 to 24 years old are considered in measuring school attendance rate. In Maluso, the highest attendance rates are recorded among young

populations such as 5-9 years old (36.4 percent) and 10-14 years old (35.6 percent). Moreover, the remaining 22.1 percent and 6.0 percent are composed 15-19 years old and 20-24 years olds who were attending school in 2015-2016.



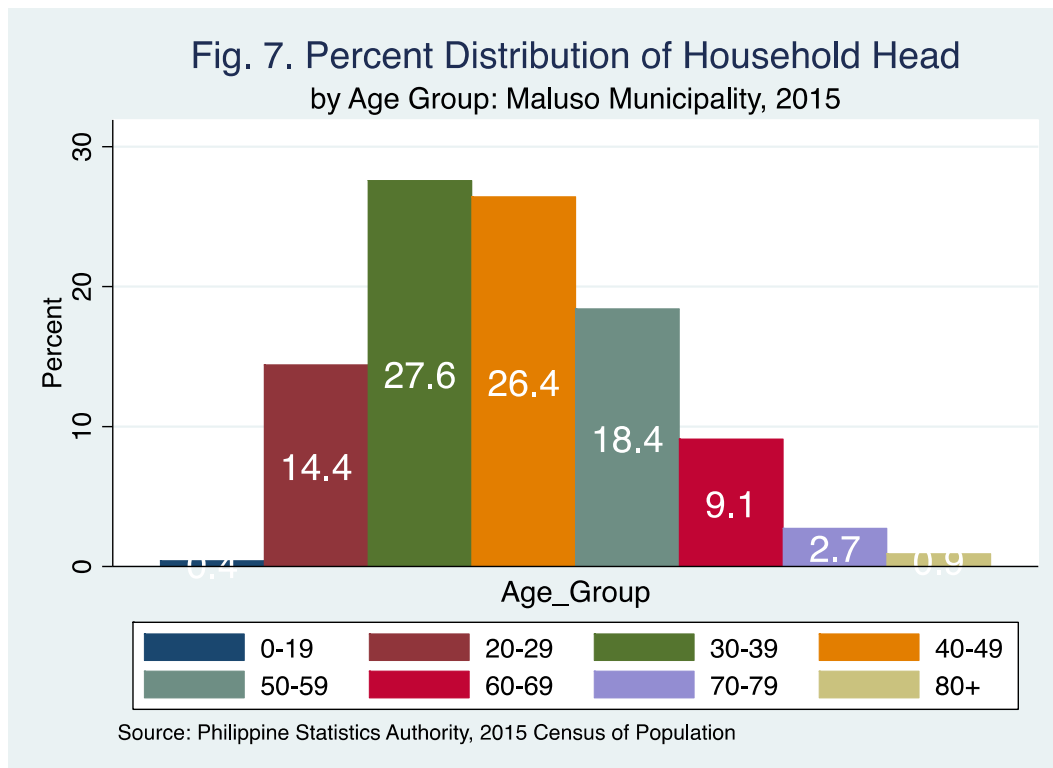
**Maluso recorded an 88.8 percent literacy rate**

Maluso recorded an 88.8 percent literacy rate. This means that 88.8 percent of the municipality’s household population 10 years old and over can read and write a simple message in any language or dialect. Figure 6 shows that the percent distribution of literate population decreases as the age is increased.



### Most of the household heads are 30-39 years old

There are 6,294 households in Maluso and 27.6 percent of which have a household head who belong to the 30-39 years old age group. Household heads aged 40-49 years old and 50-59 years old comprised 26.4 percent and 18.4 percent of this group.



#### Technical notes:

**Total population** is the sum of the household population and institutional population. It also includes Filipinos in Philippine embassies, consulates, and missions abroad.

**Marital status** is the personal status of each individual with reference to the marriage laws or customs of the country.

**Grade/year completed** the highest grade or year completed in school, college or university.

**Voting age population (VAP)** refers to the set of individuals that have reached the minimum voting age for a particular geographical or political unit.

**Overall dependency ratio** the ratio of persons in the dependent ages (under 15 years old and over 64 years old) to persons in the economically active or working ages (15 to 64 years old) in the population.

**Household population** comprises of persons who belong to a household, the basic criterion of which is the usual place of residence or the place where the person usually resides.

**School attendance rate** the proportion of persons 5 to 24 years old who were attending school during the School Year June 2015 to March 2016 to school-age population (5 to 24 years old)

**Simple literacy rate** the proportion of persons aged 10 years and over who are able to read and write a simple message in any language or dialect.

**(Sgd) ENGR. NASER S. USMAN, MBA**

Chief Statistical Specialist

PSA-Basilan