



EMPLOYMENT RATE IN ARMM

OCTOBER 2017

What is LFS?

The **Labor Force Survey (LFS)** is a nationwide quarterly survey of households conducted by the Philippine Statistics Authority (PSA) during the months of January, April, July and October. Specifically, it aims to provide statistics on levels and trends of employment, unemployment and underemployment for the country, as a whole, and for each of the administrative regions. For this release, the data being presented are based on the final results of the October 2017 round of the LFS.

Labor Force Participation Rate

Labor force participation rate is the proportion of total labor force to the total household population 15 years old and over who are either employed or unemployed.

Unemployment Rate

Unemployment rate is the proportion of total unemployed persons to the total labor force.

Employment Rate

Employment rate is the proportion of total employed persons to the total labor force.

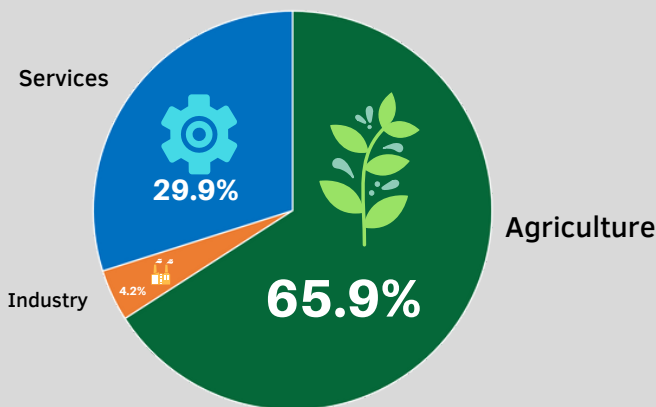
Underemployment Rate

Underemployment rate is the proportion of total underemployed persons to total employed persons

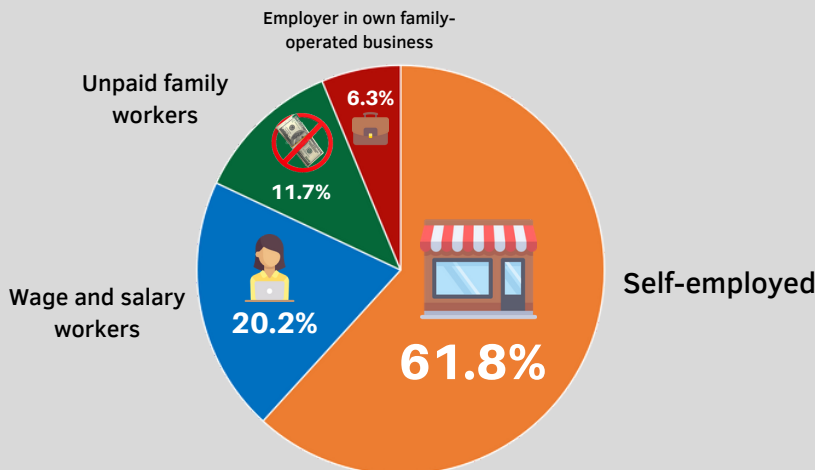
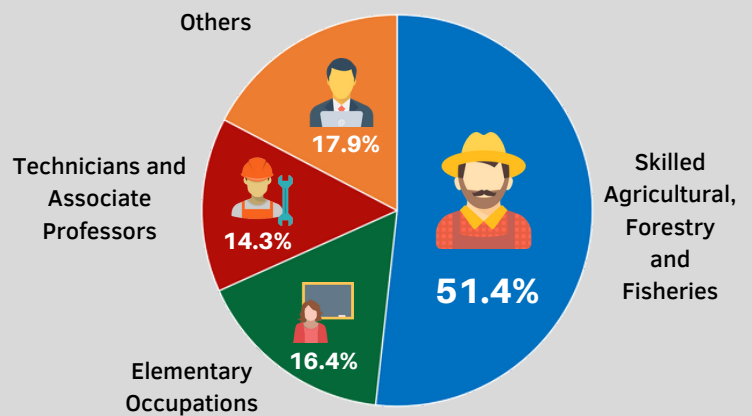


PERCENT DISTRIBUTION OF EMPLOYED PERSONS

By Major Sectors,
October 2017



By Occupation Groups,
October 2017



By Class of Workers,
October 2017

