



REPUBLIC OF THE PHILIPPINES  
**PHILIPPINE STATISTICS AUTHORITY**  
 AUTONOMOUS REGION IN MUSLIM MINDANAO

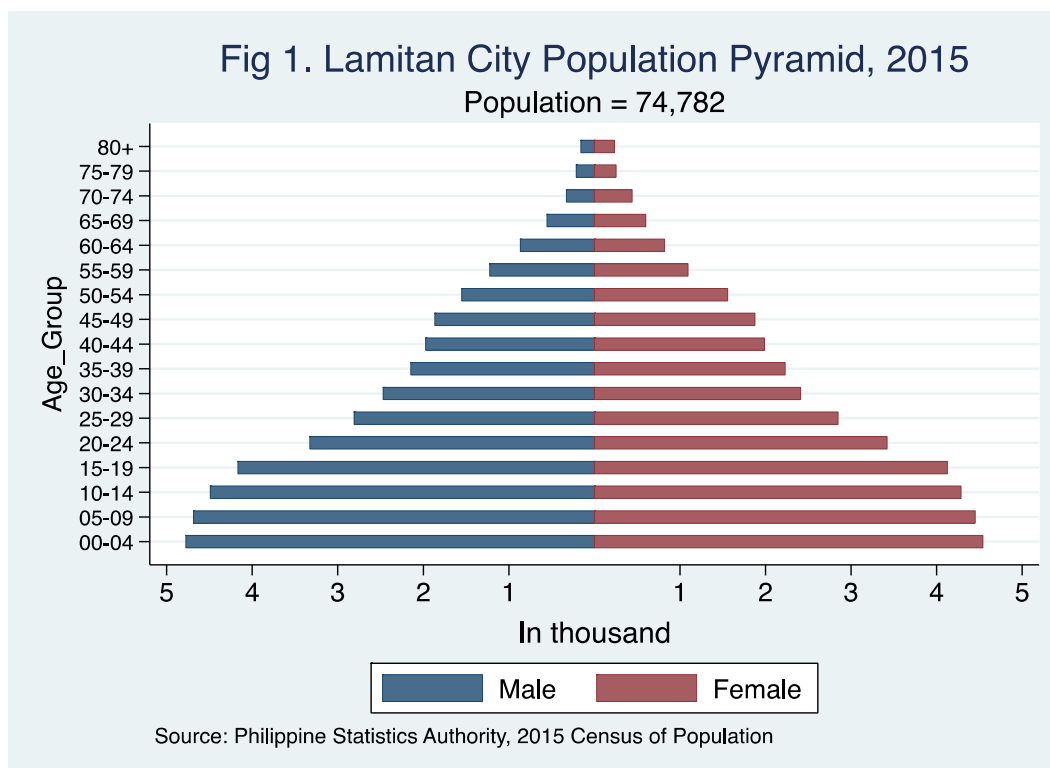
# SPECIAL RELEASE

## Age and Sex Structure of Lamitan City (Based on the Results of 2015 Census of Population)

Date of Release : **22 June 2018**  
 Reference No. : **2018-024**

### Population reached 74,782 persons

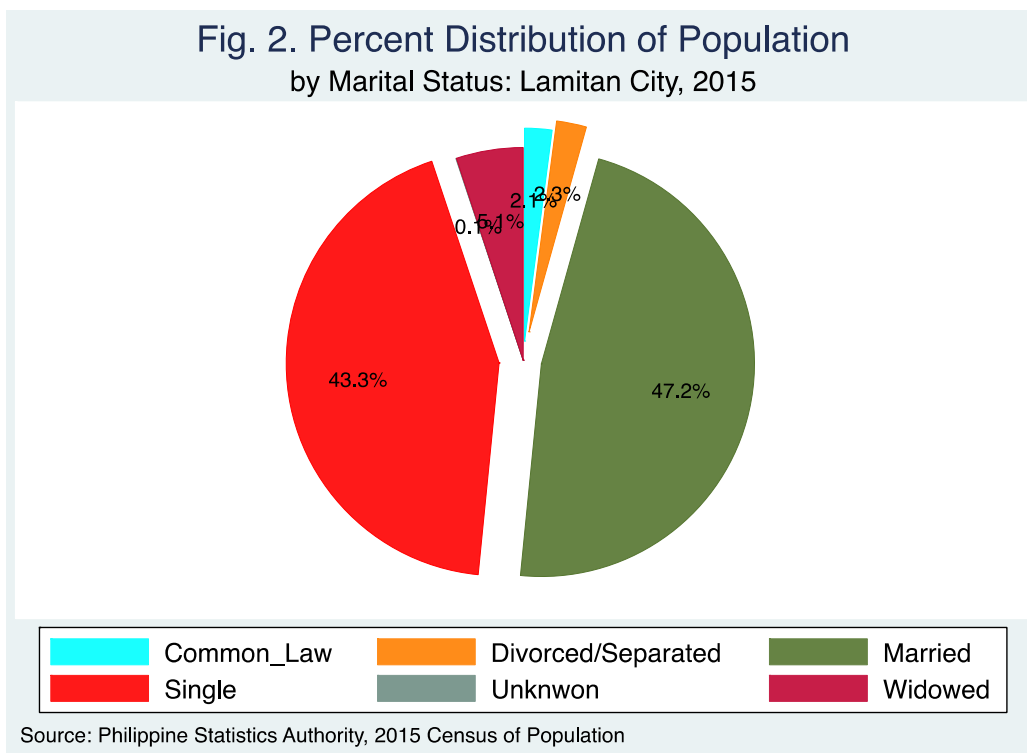
Lamitan City is a 6<sup>th</sup> class city in the province of Basilan of the Autonomous Region in Muslim Mindanao. The 2015 Census of Population (POPCEN 2015) results showed that the total population of Lamitan City reached 74,782 persons. From this total population, slightly less than half (49.8 percent) are females. The population pyramid of Lamitan City presented in Figure 1 indicated larger numbers or percentages of the population in the city are in the younger age groups.



### Married persons registered the highest proportion

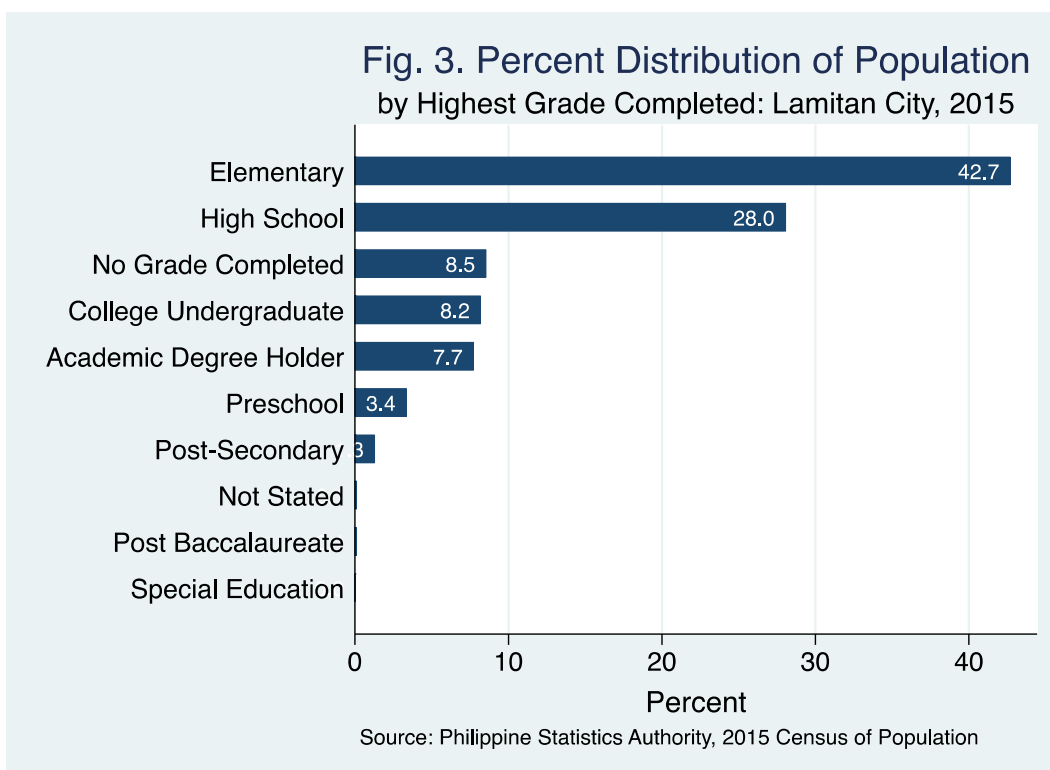
As to marital status, of the total population 10 years old and over, married persons registered the highest proportion (47.2 percent) in Lamitan City and the

second highest proportion are single/or never married persons (43.3 percent).



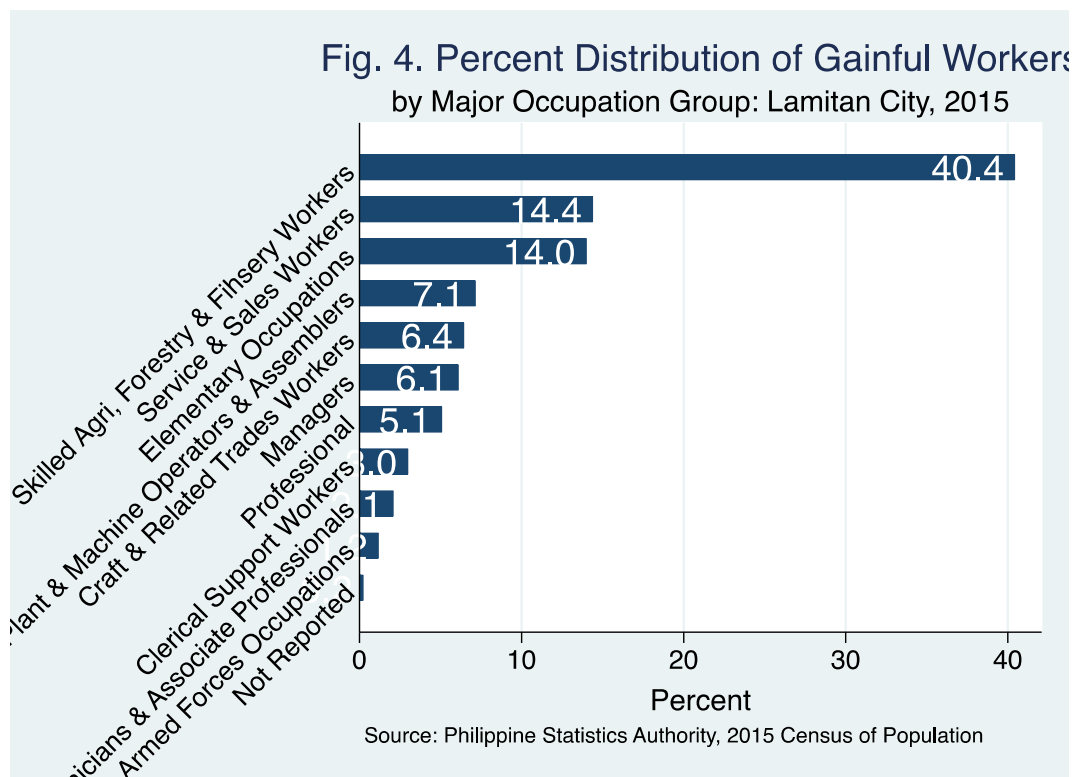
### Three in seven had completed elementary

Of the total population 5 years old and over by highest grade/year completed, three out of seven had completed their elementary grade (i.e, either 1<sup>st</sup> – 4<sup>th</sup> grade, or 5<sup>th</sup> to 6<sup>th</sup> grade or graduate) and this was followed by high school.



## Two in five classified as skilled agriculture, forestry and fishery workers

Of the gainful workers 15 years old and over by major occupation group, skilled agriculture, forestry, and fishery workers comprised the largest occupation group, two out of five (or 40.4 percent). Service and sales workers and elementary occupation are the second and third largest occupation group. They accounted for 14.4 percent and 14.0 percent, respectively of the gainful workers.



## Sex ratio stands at 101 males for every 100 females

Of the household population, males comprised 50.2 percent of the city's household population while females are slightly lower at 49.8 percent. These figures resulted in a sex ratio of 101 males per 100 females.

## Children aged 5-9 years old comprised the largest age groups

In Lamitan City, children aged 5 to 9 years old comprised the largest age group that accounted for 12.2 percent of the household population and those aged 10 to 14 years old with 11.7 percent as the second highest proportion. In both age groups, more males than females were recorded.

## More than half of the household population can vote

The voting age population or persons that are 18 years old and over, accounted 56.7 percent of the household population (42,313 persons) in Lamitan City. Of these voting population, there were 21,363 females and 20,950 males. The remaining 43.3 percent of the household population are 17 years old and below and they currently have no ability to vote.

Table 1. Distribution of Household Population by Age-Group and by Sex, Lamitan City: 2015

Age-Group	Sex		Total
	Males	Females	
<b>All ages</b>	<b>37,515</b>	<b>37,162</b>	<b>74,677</b>
Under 1	905	839	1,744
1 – 4	3,867	3,697	7,564
5 – 9	4,685	4,447	9,132
10 – 14	4,489	4,284	8,773
15 – 19	4,156	4,124	8,280
20 – 24	3,312	3,418	6,730
25 – 29	2,797	2,848	5,645
30 – 34	2,461	2,410	4,871
35 – 39	2,137	2,230	4,367
40 – 44	1,966	1,988	3,954
45 – 49	1,861	1,875	3,736
50 – 54	1,541	1,557	3,098
55 – 59	1,221	1,095	2,316
60 – 64	865	820	1,685
65 – 69	554	601	1,155
70 – 74	328	440	768
75 – 79	211	254	465
80 and over	159	235	394
0 – 14 years old	13,946	13,267	27,213
15 – 64 years old	22,317	22,365	44,682
18 years and over	20,950	21,363	42,313
60 years and over	2,117	2,350	4,467
65 years and over	1,252	1,530	2,782

Source: Philippine Statistics Authority, POPCEN 2015

### **One in seventeen household population constitutes senior citizens**

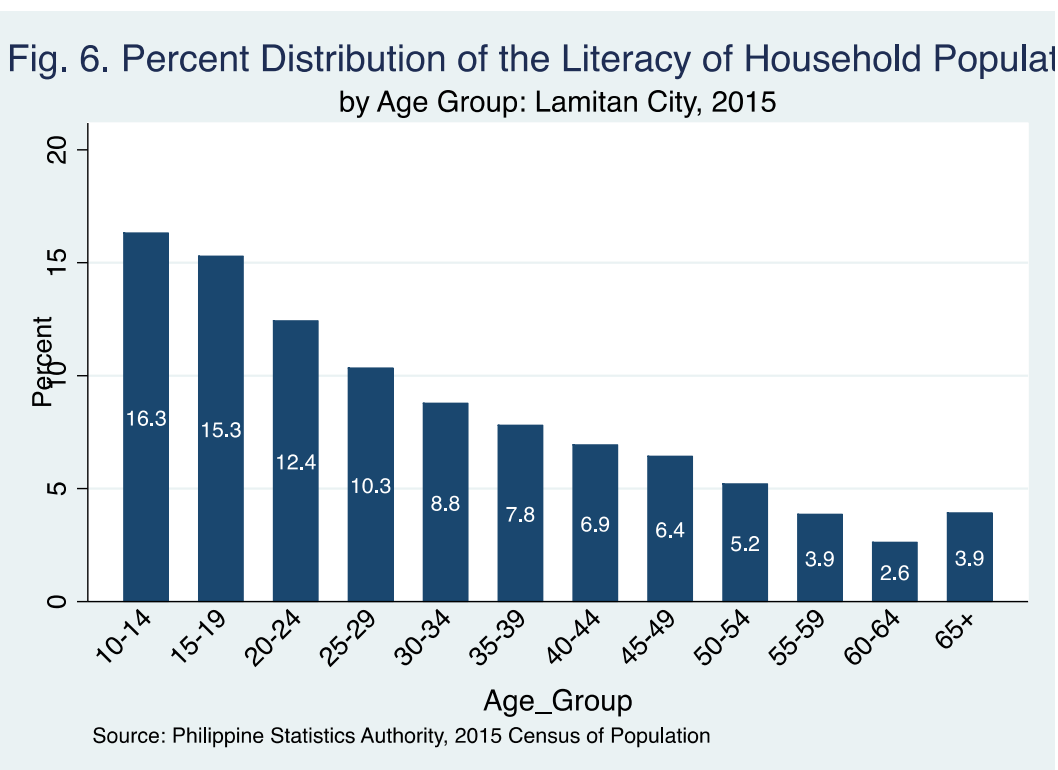
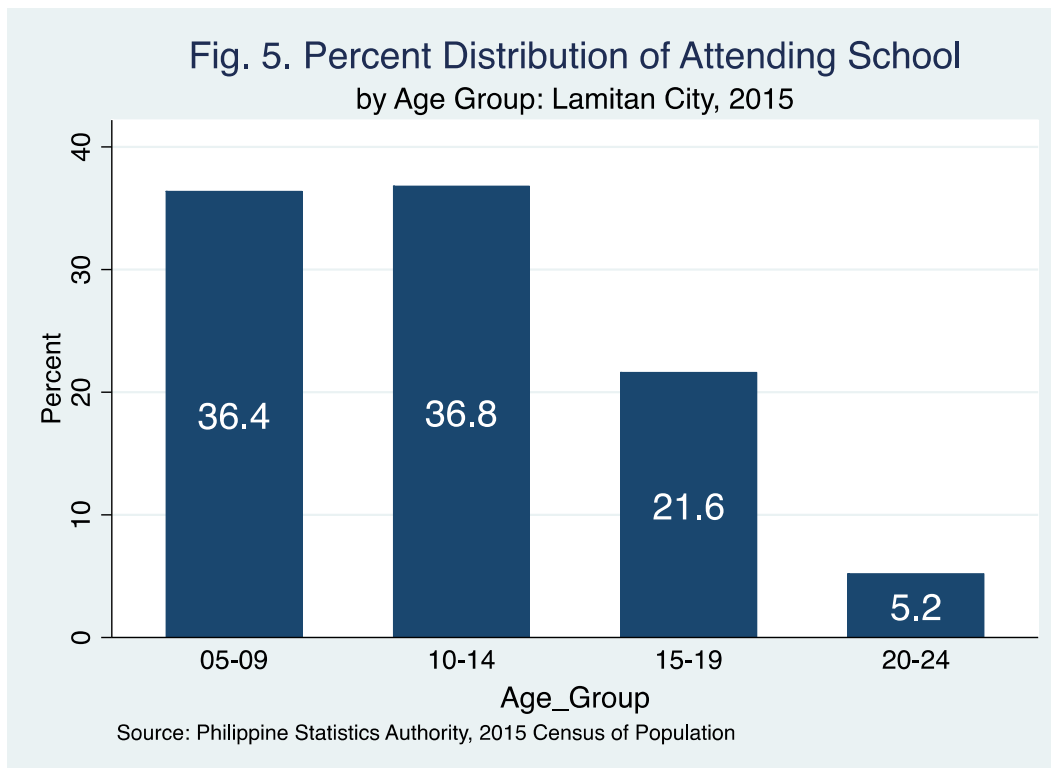
People who are regarded as senior citizens are those aged 60 years and over. One in seventeen (roughly 6.0 percent) of the household population constitutes senior citizens. Among the senior citizens, 52.6 percent are females and 47.4 percent are males.

### **Dependency ratio stands at 78 dependents per 100 persons**

The young dependents (0-14 years old) comprised 36.4 percent of the household population, while the old dependents (65 years old and over) comprised 3.7 percent. The working-age population (15 to 64 years old) accounted for 59.8 percent. The overall dependency ratio of Lamitan City is 67. This indicates that for every 100 working-age population, there are about 67 dependents (61 young dependents and 6 old dependents).

### Three in four attending school are younger age

Household population aged 5 to 24 years old are considered in determining the school attendance rate. Based on the POPCEN 2015, there were 164,475 persons who were 5 to 24 years old in Basilan and 62.0 percent, that is, 102,000 of them were attending school in school year 2015-2016.

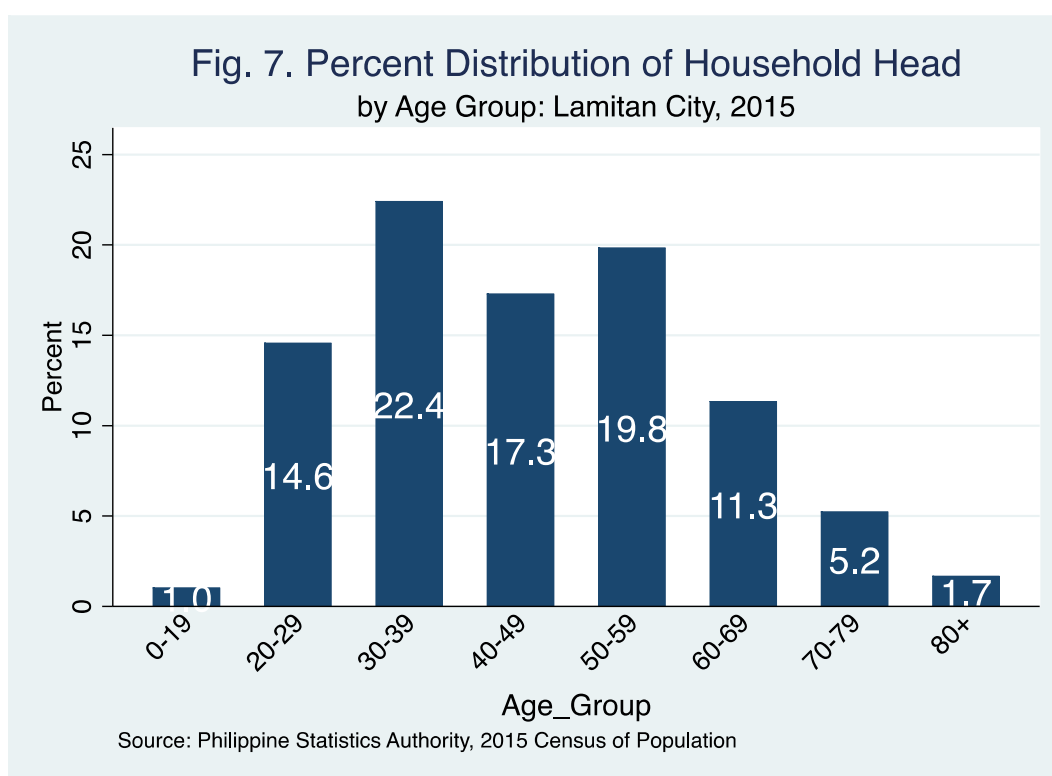


## Simple literacy rate was recorded at 75.3 percent

A person can be considered as literate if he/she is able to read and write a simple message in any language or dialect. The literacy rate of Lamitan City is 75.3 percent among the 56,237 household population aged 10 years old and over. Fig. 6 showed that the literacy is high at the lower age-group. It also showed that literacy rate decreased as the age-groups increased.

## Two in nine household heads in the age group 30-39 years old

Of the 15,065 number of households head in Lamitan City, two out of nine (22.4 percent) belong to the age group 30-39 years old. For the age group of 50-59 years old, 19.6 percent are household heads. The below 20 years old and 80 years and over constitute the least number of household heads: 1.0 percent and 1.7 percent respectively.



### Technical notes:

**Total population** is the sum of the household population and institutional population. It also includes Filipinos in Philippine embassies, consulates, and missions abroad.

**Marital status** is the personal status of each individual with reference to the marriage laws or customs of the country.

**Grade/year completed** the highest grade or year completed in school, college or university.

**Voting age population (VAP)** refers to the set of individuals that have reached the minimum voting age for a particular geographical or political unit.

**Overall dependency ratio** the ratio of persons in the dependent ages (under 15 years old and over 64 years old) to persons in the economically active or working ages (15 to 64 years old) in the population.

**Household population** comprises of persons who belong to a household, the basic criterion of which is the usual place of residence or the place where the person usually resides.

**School attendance rate** the proportion of persons 5 to 24 years old who were attending school during the School Year June 2015 to March 2016 to school-age population (5 to 24 years old)

**Simple literacy rate** the proportion of persons aged 10 years and over who are able to read and write a simple message in any language or dialect.

**(Sgd) ENGR. NASER S. USMAN, MBA**

Chief Statistical Specialist

PSA-Basilan