



بِسْمِ اللَّهِ الرَّحْمَنِ الرَّحِيمِ

REPUBLIC OF THE PHILIPPINES

PHILIPPINE STATISTICS AUTHORITY

BANGSAMORO AUTONOMOUS REGION IN MUSLIM MINDANAO

SPECIAL RELEASE

Q1 2021 Livestock Production and Inventory in BARMM

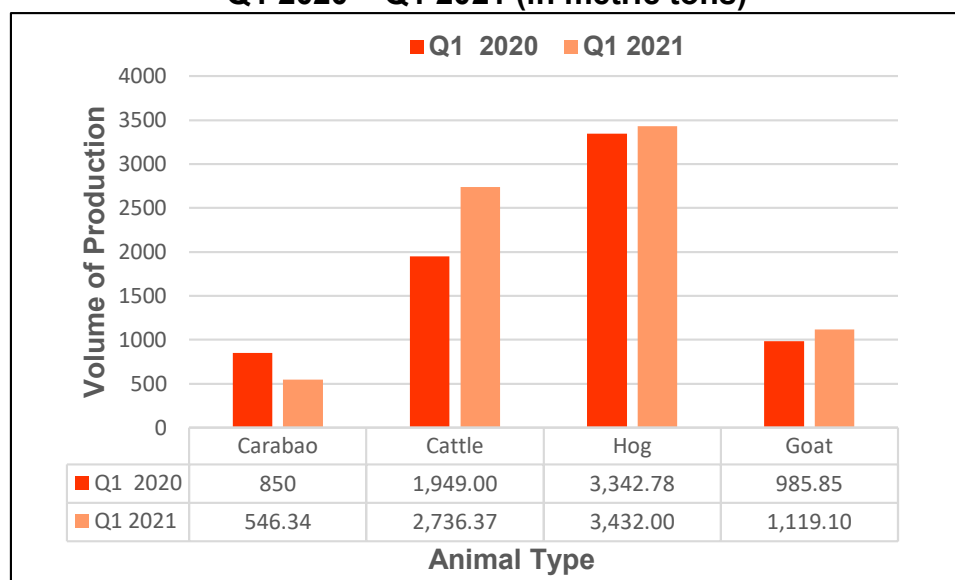
Date of Release: **29 June 2021**

Reference No. **2021-019**

Livestock production in BARMM Increased by 9.91 percent in Q1 2021

The total livestock production in BARMM increased by 9.91 percent in the first quarter of 2021, from 7,127.61 metric tons (MT) in the first quarter of 2020 to 7,833.81 MT in the first quarter of 2021. This was brought by the increase in production of Cattle and Goat with corresponding growth rates of 40.40 percent and 35.72 percent. On the other hand, production of Goat and Hog decreased by 13.52 percent and 2.67 percent, respectively.

Figure 1. Volume of Livestock Production in BARMM, by Animal Type: Q1 2020 – Q1 2021 (in metric tons)

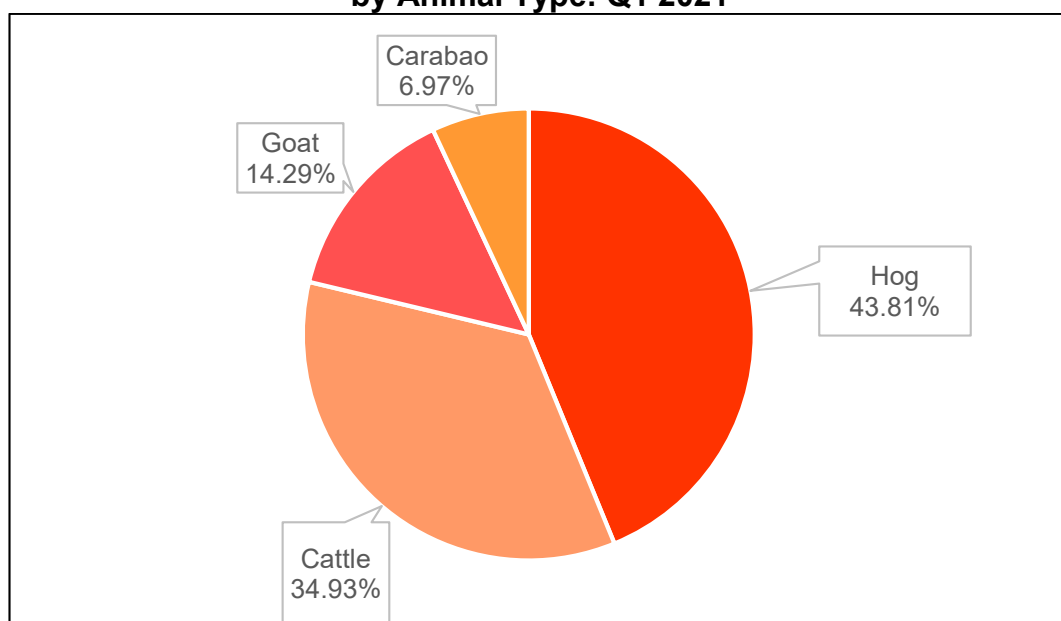


Source: Philippine Statistics Authority (PSA)

Hog contributes 43.81 percent of the total livestock production in BARMM

Hog production comprised 43.81 percent of the total livestock production in BARMM in the first quarter of 2021, which was the highest during this period. This was followed by Cattle and Goat with percentage shares of 34.93 percent and 14.29 percent, respectively. Moreover, Carabao recorded the lowest percentage share of 6.97 percent during this period.

Figure 2. Percent Distribution of Livestock Production in BARMM, by Animal Type: Q1 2021



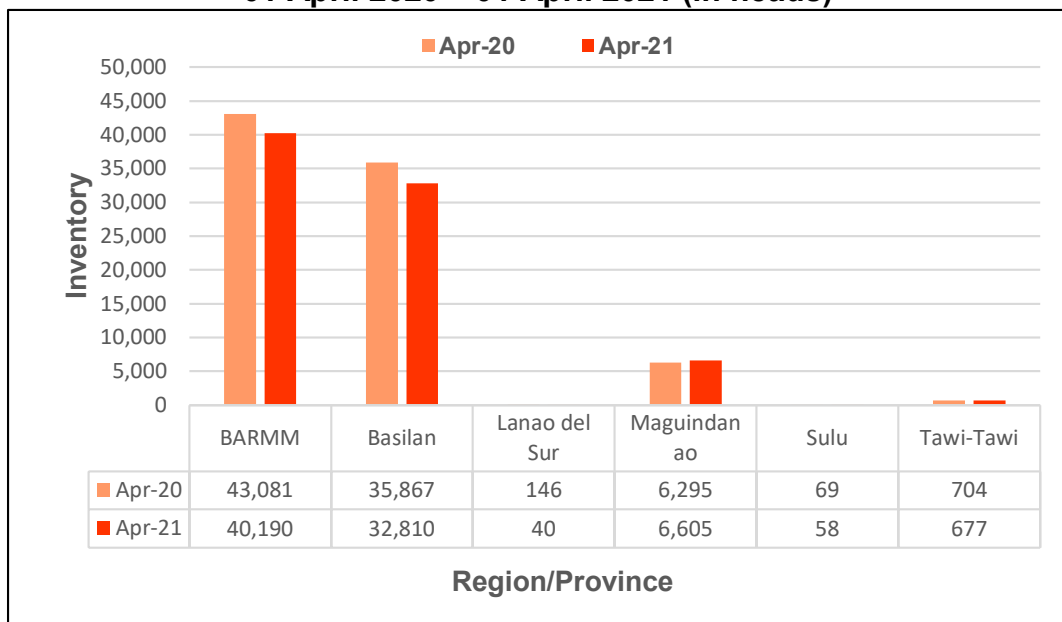
Source: Philippine Statistics Authority (PSA)

Swine inventory in BARMM Decreases by 17.92 percent as of 01 April 2021

Only the data on Swine inventory is available as of 01 April 2021. The total Swine inventory in BARMM decreased by 6.71 percent, from 43,081 heads as of 01 April 2020 to 40,190 heads as of 01 April 2021. Swine inventory in all provinces, except for Basilan, also increased during this period.

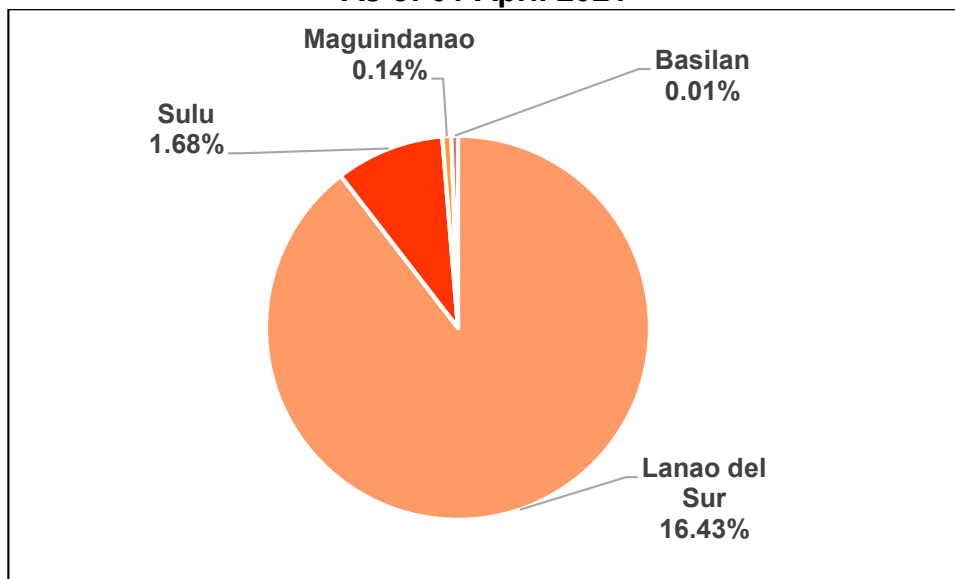
Basilan recorded the highest Swine inventory in the region during this period. The province comprised 81.64 percent of the total swine inventory, that is 32,810 heads as of 01 April 2021. This was followed by M Lanao del Sur and Sulu comprising 16.43 percent and 1.68 percent of the regional estimate, respectively; while the remaining corresponding shares of 0.10 percent and 0.00 percent were in Maguindanao and Tawi-Tawi.

**Figure 3. Swine Inventory in BARMM, by Province:
01 April 2020 – 01 April 2021 (in heads)**



Source: Philippine Statistics Authority (PSA)

**Figure 4. Percent Distribution of Swine Inventory in BARMM, by Province:
As of 01 April 2021**



Source: Philippine Statistics Authority (PSA)

NOTE:

All regional estimates discussed in this article is exclusive for the original ARMM territory only. However, ARMM legally does not exist as of writing, thus the term BARMM is used to avoid confusion among the readers.

TECHNICAL NOTES

This statistical report covers four (4) livestock (cattle, carabao, goat and swine) commodities.

The data on these commodities include: volume of production (in metric tons), number of animals slaughtered (in head) and inventory of animals (in head).

The data on inventory and volume of production are taken from the regular surveys conducted by PSA. The Backyard Livestock and Poultry Survey (BLPS) covers one (1) of the four (4) replicate samples of the Palay and Corn Production Survey (PCPS). It consists of 15,069 sample households in 1,051 sample barangays nationwide for Carabao, Cattle, Goat and Swine.

To supplement the statistical data on livestock sector obtained from the said survey, Compilation of Data from Slaughterhouses and Poultry Dressing Plants (CDSPPD) is also done. The CDSPPD covers around 1,387 Accredited (AAA and AA) and Locally Registered Meat Establishments (LRMEs) nationwide. These data are compiled from the administrative records of the National Meat Inspection Service (NMIS) and the Local Government Units (LGUs).

Concepts and Definitions

Backyard Farm – any farm or household, whether farming or non-farming, tending at least one head of animal and does not qualify as a commercial farm.

Inventory – the actual number of domesticated animals present in the farm as of a specific reference date.


- *Beginning inventory is the number of live animals present in the farm at the beginning of the reference period, i.e. for January to June 2016, the beginning inventory is as of January 1, 2016; for January to March the beginning inventory is as of January 1.*
- *Ending inventory is the number of live animals/remaining stocks present in the farm at the end of the reference period, i.e. for January to June 2016, the ending inventory is as of July 1, 2016; for January to March, the remaining inventory is as of April 1.*

Locally Registered Meat Establishment (LRME) – slaughterhouse, meat processing plants, meat cutting plants and cold storages that are allowed to operate by the city/municipal government but are not accredited by NMIS.

Slaughterhouses (SH) – premises that are approved and registered by the NMIS and LGUs in which food animals are slaughtered for human consumption.

Slaughtered in Slaughterhouses – the number of animals slaughtered in accredited (AAA, AA, A) slaughterhouses including number of animals slaughtered in LRMEs.

Volume of Production – the quantity of locally-raised animals disposed for slaughter which includes animals shipped-out for slaughter. This is expressed in number of heads, or in metric ton, liveweight equivalent.



ENGR. NASER S. USMAN MBA
OIC-Regional Director

NSU/MHS/NCC