




INFLATION RATES OF BARMM AND ITS PROVINCES IN MARCH 2022



Date of Release: May 24, 2022

Reference No: IG-BARMM-22-019

Inflation Rate



1.5%

Percentage Change from March 2021 - March 2022

Consumer Price Index



111.5

Consumer Price Index of BARMM as of March 2022




Purchasing Power of Peso



0.90

Purchasing Power of Peso of BARMM as of March 2022

Inflation Rate, CPI and PPP by BARMM Provinces

PROVINCES OF BARMM			
BASILAN	-1.3%	115.0	0.87
LANAO DEL SUR	3.9%	110.5	0.91
MAGUINDANAO	2.3%	109.0	0.92
SULU	-0.8%	114.0	0.88
TAWI-TAWI	0.3%	115.4	0.87
COTABATO CITY	4.2%	117.3	0.89
ISABELA CITY	1.4%	108.2	0.94

Technical Notes

Consumer Price Index

is an indicator of the change in the average retail prices of a fixed basket of goods and services commonly purchased by households relative to a base year.

Inflation Rate

is the rate of change of the CPI expressed in percent. Inflation is interpreted in terms of declining purchasing power of money.

Headline Inflation

refers to the rate of change in the CPI, a measure of the average of a standard "basket" of goods and services consumed by a typical family.

Purchasing Power of the Peso

shows how much the peso in the base period is worth in the current period. It is computed as the reciprocal of the CPI for the period under review multiplied by 100.

Year-on-Year Inflation

refers to the comparison of change of one month to the same month of the previous year.

Source: Survey of Retail Prices of Commodities for the generation of Consumer Price Index, Philippine Statistics Authority

Note: Regional estimates are based on the statistics of original ARMM territory only.

