

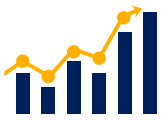


INFLATION RATES OF ARMM AND ITS PROVINCES

FEBRUARY 2019

ARMM

Inflation Rate



4.0%

Percentage Change
from February 2018
- February 2019

Consumer Price Index



125.9

Consumer Price
Index of ARMM as
of February 2019

Purchasing Power of Peso






0.79

Purchasing Power
of Peso of ARMM as
of February 2019

FIVE PROVINCES OF ARMM

February 2019

			
BASILAN	9.3%	129.2	0.77
LANAO DEL SUR	1.1%	123.2	0.81
MAGUINDANAO	2.0%	124.7	0.80
SULU	5.1%	131.8	0.76
TAWI-TAWI	8.3%	123.8	0.81

TECHNICAL DEFINITIONS:

Consumer Price Index (CPI)

is an indicator of the change in the average retail prices of a fixed basket of goods and services commonly purchased by households relative to a base year.

Headline Inflation

refers to the rate of change in the CPI, a measure of the average of a standard "basket" of goods and services consumed by a typical family.

Year-on-Year Inflation

refers to the comparison of change of one month to the same month of the previous year.

Inflation Rate

is the rate of change of the CPI expressed in percent. Inflation is interpreted in terms of declining purchasing power of money.

Purchasing Power of the Peso

shows how much the peso in the base period is worth in the current period. It is computed as the reciprocal of the CPI for the period under review multiplied by 100.

Source of Basic Data: Survey of Retail Prices of Commodities for the generation of Consumer Price Index
Philippine Statistics Authority

