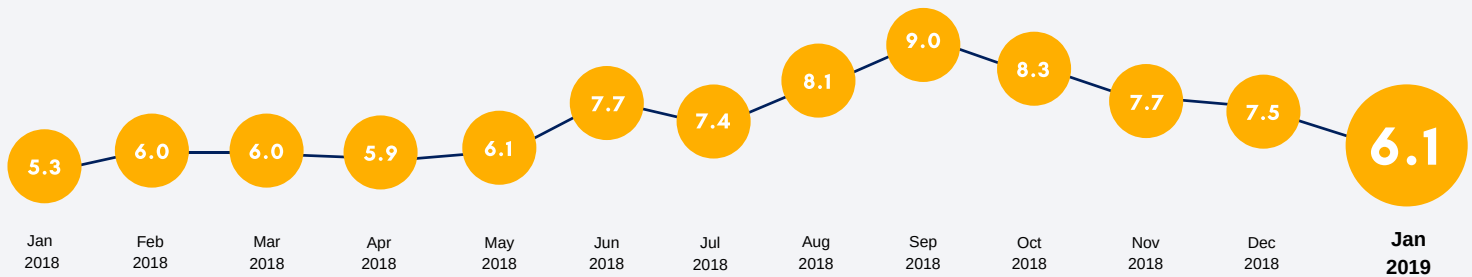


## ARMM INFLATION RATES

JANUARY 2019

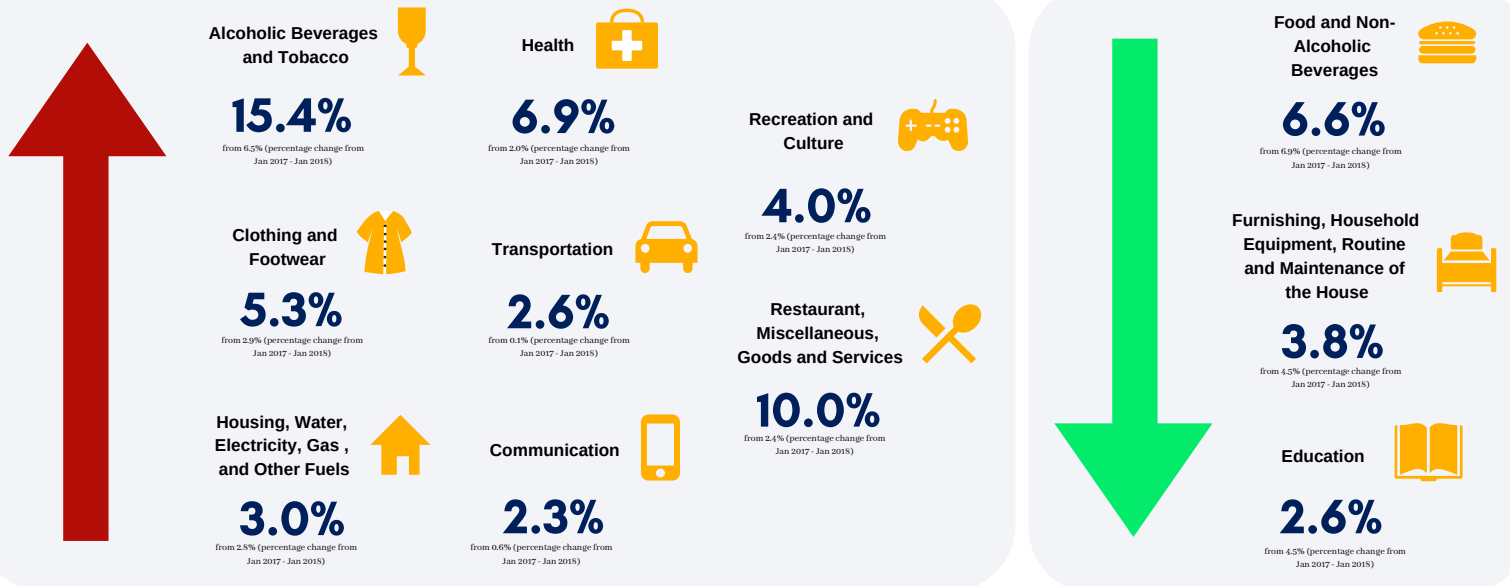
### HEADLINE INFLATION RATES

Year-on-Year, January 2018 - January 2019, in percent



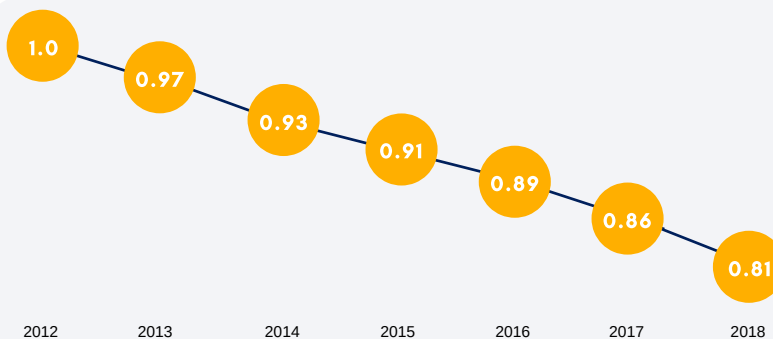
### INFLATION RATES BY COMMODITY GROUP

Percentage Change from January 2018 - January 2019



### PURCHASING POWER OF PESO

2012 - 2018



### TECHNICAL DEFINITIONS:

#### Consumer Price Index (CPI)

is an indicator of the change in the average retail prices of a fixed basket of goods and services commonly purchased by households relative to a base year.

#### Inflation Rate

is the rate of change of the CPI expressed in percent. Inflation is interpreted in terms of declining purchasing power of money.

#### Headline Inflation

refers to the rate of change in the CPI, a measure of the average of a standard "basket" of goods and services consumed by a typical family.

#### Purchasing Power of the Peso

shows how much the peso in the base period is worth in the current period. It is computed as the reciprocal of the CPI for the period under review multiplied by 100.

#### Year-on-Year Inflation

refers to the comparison of change of one month to the same month of the previous year.

Source:

*Survey of Retail Prices of Commodities for the generation of Consumer Price Index*

Philippine Statistics Authority